



**SEPARATE ANNUAL MANAGEMENT REPORT  
SEPARATE FINANCIAL STATEMENTS  
INDEPENDENT AUDITOR'S REPORT**

**31 DECEMBER 2021**

*Unofficial translation from original  
separate financial statements in Bulgarian*

**Stomana Industry S.A.**  
1, VladaiskoVastanie Str.  
2304 Pernik, Bulgaria  
BULSTAT 113509219

<b>CONTENTS</b>	<b>Page</b>
ANNUAL MANAGEMENT REPORT	1-6
SEPARATE FINANCIAL STATEMENTS	
Separate statement of financial position	1
Separate statement of profit or loss and other comprehensive income	2
Separate statement of changes in equity	3
Separate statement of cash flows	4
Notes to the Financial Statements	5-49
Independent Auditor's Report	

**BUSINESS DESCRIPTION**

Stomana Industry AD (the 'Company') is a joint stock company, incorporated in Bulgaria. The Company is a subsidiary of VIOHALCO S.A., a company registered in Belgium. Sidenor Steel Industry SA, Greece holds one share of the Company's share capital. These financial statements have been audited by KPMG Audit OOD.

The Company's main activity is production and trade with steel products.

**BUSINESS OVERVIEW**

The Company's main activity is production and trade with steel products from ferrous metals. Stomana Industry AD is located in Pernik at the place of the first steel factory in Bulgaria. The Company is a leading manufacturer of steel in Bulgaria with strong position on domestic and international markets. Flat and long products produced as semi-finished products in the electrosteel plant are for the use of rolling production and for sale. One of the strengths of the Company is the production of a great variety of special alloy steel. The Company produces a wide range of products, including hot rolled steel plates from regular and high quality dioxide brands steel and wide range of low ledged, constructional steel materials for the machinery industry, ship-building industry, transport, caldron building and other industries. The varieties of rolling include a big range of hot stretched circles, angles, shvelers, rims, rail connections, lemesh, steel spheres and other special elements as well as wide range of rebars with various diameters from 8 to 40 mm, small profiles, angles and special rounds – all these products are produced with new high-technological computerized automation and up-to-date mechanical equipment responding to the international competitive environment.

In the current period the Company continued its operations as a production company in ferrous metallurgy. The major revenue share is from sale of production and expenses are mainly for materials. Following its strategy for export orientation and improvement and expansion of the production range, in its future development the Company will focus on the production and sales of long products with circular cross-section of special quality used in industrial sectors such as automotive industry, which requires steel with higher quality.

Stomana Industry AD is the only producer of steel using electric furnaces in Bulgaria. The Company has a significant experience in the production of steel and invests continuously in new equipment and production technology development. It aims at becoming one of the leading suppliers of special steel rings in Central and Eastern Europe.

The Company continuously invests in the most modern technologies to ensure competitiveness in the production of high quality products and provision of high standard services to meet the specific requirements of the clients. It will continue to apply in the future its system of quality assurance, which is fully tailored to the needs of modern steel industry.

There were no changes during the reporting period in the basic management principles.

**ANALYSIS OF THE FINANCIAL AND NON-FINANCIAL INDICATORS OF RESULTS FROM OPERATIONS**

Total increase in the carrying amount of property, plant and equipment as at 31 December 2021 compared to 31 December 2020 amounts to BGN 3,134 thousand. The change is due to the reduction of the accrued depreciation expense in 2021, as well as as a result of an increase in investments made in 2021 compared to 2020. Machinery and vehicles have the major relative share from the total carrying amount of property, plant and equipment. The Company continuously invests in assets for production, technological and environmental use in order to increase the volume of production and sales, to improve the quality of production ant to protect environment.

The Company's inventory includes mainly finished production and goods, spare parts and raw materials. The change in inventory as at 31 December 2021 compared to the respective amount as at 31 December 2020 is net increase amounting to 55,993 thousand, and it is mainly due to the increase of finished products and the main materials for use in production. The inventory is constantly observed and analyzed in order production and sales to be secured at any time.

The increase of BGN 114,075 thousand in current assets, which at 31 December 2021 are at the carrying amount of BGN 322,780 thousand, is due to the increase of all positions: inventory BGN 55,993 thousand and trade receivables BGN 57,862 thousand and increasing cash amounts BGN 220 thousand.

#### **Equity and liabilities**

The change in Company's equity is due to a profit realised in 2021 amounting to BGN 62,871 thousand and changes in other comprehensive income. In 2020 the Company realised loss amounting to BGN 33,084 thousand. In 2021, as a result of the conversion of bonds into shares at the amount of BGN 63,698 thousand, the capital of the company was increased by BGN 48,896 thousand and a premium reserve of BGN 15,072 thousand was reported.

There is no significant change in the defined retirement benefit obligations of the Company.

The deviation of BGN 27,109 thousand of current liabilities, which at 31 December 2021 are at a carrying amount of BGN 288,183 thousand is due to the decrease of loans liabilities to banks and finance institutions as well as to increase of trade payables.

#### **Sales**

Revenue includes mainly sales of goods and finished production and in 2021 it amounts to BGN 924,287 thousand (2020: BGN 576,684 thousand), which represents a decrease with 60,28%.

<b>Revenue streams</b>	<b>2021 г.</b>	<b>2020 г.</b>
Sales of finished and semi-finished goods	752,804	483,983
Sales of goods	141,912	78,510
Sales of materials	8,773	3,796
Sales of services	20,798	10,395
	<b>924,287</b>	<b>576,684</b>

The revenue is generated mainly on the European market, at the total amount of BGN 905,068 thousand (2020: BGN 564,408 thousand), which represents 98 % of the total revenue. The remaining amount of sales is realized at United States of America and Africa and Asia the respective amount of BGN 8,650 thousand (2020: BGN 278 thousand) and BGN 6,711 thousand (2020: BGN 11,536 thousand) and United Arab Emirates at BGN 3,858 thousand (2020: BGN 462 thousand).

The largest relative share of revenue is in a related party customer with a total value of revenues from sales of products and goods amounting to BGN 134,102 thousand, which represents 14.5% of the total sales.

#### **Expenses**

Expenses include:

- Cost of sales amounting to BGN 821,784 thousand in 2021 (2020: BGN 567,615 thousand);
- Selling and distribution expenses amounting to BGN 4,269 thousand in 2021 (2020: BGN 4,177 thousand);
- Administrative expenses amounting to BGN 11,792 thousand in 2021 (2020: BGN 11,119 thousand);
- Net finance costs amounting to BGN 13,741 thousand in 2021 (2020: BGN 16,124 thousand);
- Other (expenses) and income, net amounting to BGN (2,348) thousand in 2021 (2020: BGN (14,452) thousand).

#### **Debt to equity ratio**

The Company's debt to equity ratio amounts to 1,93 as at 31 December 2021 (2020: 4,56).

#### **Current Ratio**

The current ratio (correlation between current assets and current liabilities) amounts to 1,12 as at 31 December 2021 (2020: 0,80).

#### **Personnel**

As at 31 December 2021 the Company has 937 employees (2020: 892).

In 2021 the members of the Board of Directors do not participate nor hold more than 25% of other companies.

In the reporting period the members of the boards have not transferred Company shares and bonds.

#### **Information about related party transactions during the reporting period, proposals for the conclusion of such transactions, as well as transactions that are outside the ordinary business of the Company or materially deviate from market conditions**

Information about related party transactions concluded during the reporting period as well as the previous period are disclosed in note 34. Related parties.

In 2021 the Company has no material transactions concluded, as well as transactions concluded between the Company and related parties, as well as proposals for the conclusion of such transactions and transactions that are outside the ordinary activity.

#### **Information about events and indicators of an unusual nature**

There are no events of an unusual nature that have a material impact on the activity.

#### **Information on off-balancesheet transactions**

The Company has no off-balancesheet transactions.

#### **Information on loan agreements**

The information on borrowings received is disclosed in detail in notes 16 and 33 of the financial statements. The Company has no loans granted as at 31 December 2021.

#### **Information on the amount of remuneration, awards and/or benefits of each of the members of the management and control bodies for the accounting year paid by the Company regardless of whether they were included in the Company's expenses or arising from distribution of profits**

The Company paid remuneration during the year to only one of the members of the Board of Directors at the amount of BGN 390 thousand. The other members of the Board of Directors did not receive remuneration during the period.

#### **Information on pending judicial, administrative or arbitration proceedings**

The Company has been sued for which a provision has been charged (item 20). The total value of the Company's liabilities in all proceedings initiated does not exceed 10% of its equity.

**SUBSEQUENT EVENTS**

In February 2022, following the conflict between Russia and Ukraine, some countries announced new packages of sanctions against the public debt of the Russian Federation and some Russian banks, as well as individual sanctions against certain Russian citizens.

Due to rising geopolitical tensions, since February 2022 there has been a significant increase in fluctuations in stock and currency markets, energy and fuel prices and a significant depreciation of the ruble against the US dollar and the euro.

These events are expected to affect the activities of enterprises from different industries operating in the Russian Federation, Ukraine and Belarus. The effects of the above events can have an impact on the overall macroeconomic conditions in Bulgaria and in Europe, as well as in the longer term on trade turnover, cash flows and profitability.

The Management of the Company closely monitors the situation, although at the date of approval of this financial statement there is no interruption or reduction in the supply of key raw materials.

The Company treats the above events as non-adjusting events occurring after the end of the reporting period. At the date of approval for the release of this financial statement, the quantitative effect of these events cannot be determined with a reasonable degree of accuracy by the Company. Management analyzes the possible effects of changing macroeconomic conditions on the financial position and performance of the Company and does not consider any significant ones.

No other significant events occurred after the balance sheet date that may result in adjustments or disclosures in the financial statements for the year ended December 31, 2021.

**POSSIBLE FUTURE DEVELOPMENT**

In the following years the Company will continue its activities as a production entity in the steel industry. The main part of Company's revenue are from production sales, and the expenses are related mainly to expenses for raw materials.

**RESEARCH AND DEVELOPMENT ACTIVITIES**

The Company does not perform research and development activities.

**INFORMATION ON ACQUISITION OF OWN SHARES**

The Company does not acquire own shares during the current period.

**BRANCH NETWORK**

The Company does not have a branch network.

**FINANCIAL INSTRUMENTS AND FINANCIAL RISK MANAGEMENT**

The Company has exposure to different risks from its use of financial instruments. The major financial risks are market risk, credit risk and liquidity risk.

Risk management is conducted by the Company's headquarters administration in collaboration with the Board of Directors. The priority of management is to ensure short-term and mid-term cash flows by reducing its exposure to the financial markets. Long-term financial investments are managed in view of a long-term return.

The Company does not trade actively with financial assets for speculative purposes, nor does it issue options.

As a result of its use of financial instruments, the Company is exposed to a market risk, i.e. to currency risk, interest rate risk and price risk, related to the Company's operating and investing activities. Most of the Company's transactions are performed in BGN. Foreign currency transactions are denominated predominantly in EUR and do not expose the Company to a significant currency risk.

The Company's policy aims at mitigating the interest rate risk on long-term financing. Therefore, some of the loans are with fixed interest rates.

Credit risk is the risk of financial loss to the Company if a counterparty to a financial instrument fails to meet its obligations to the Company. The Company is exposed to credit risk in relation to different financial instruments e.g. loans to customers, receivables from customers, etc. Exposure to credit risk is limited to the carrying amount of the financial assets, recognized at the reporting date as follows:

	<b>2021</b>	<b>2020</b>
	<b>BGN'000</b>	<b>BGN'000</b>
Groups of financial assets – carrying amounts:		
Trade receivables	86,773	37,540
Cash and cash equivalents, excluding cash in hand	12,699	12,479
<b>Carrying amount</b>	<b>99,472</b>	<b>50,019</b>

The Company regularly reviews the non-performance of the payables of its customers and other counterparties, individually or in groups, and uses the information to control the credit risk. When the expenses are not too high, the Company uses credit rating data from external sources and/or the financial statements of its customers and other counterparties. The Company's policy is to perform transactions only with counterparties with a high credit rating. Management considers that all of the above mentioned financial assets, which have not been impaired or are maturing in the financial periods presented, are with a high credit rating.

Liquidity risk is the risk that the Company will encounter difficulty in meeting its obligations. The Company ensures that it can meet its liquidity needs by carefully monitoring the repayment schedules of long-term financial liabilities, as well as the cash inflows and outflows from operating activities.

Detailed information on the Company's exposure to price, credit, liquidity risk and cash flow risk is included in Note 33 Financial instruments to the separate financial statements.

#### **INVESTMENTS IN SUBSIDIARIES**

As of December 31, 2021 Stomana Industry AD participates in the capital of the Joint Stock Company Port Svishtov West AD as an owner of 73.09% of the shares.

As of December 31, 2021 Stomana Industry AD is a shareholder in Sidebalk Ltd., Belgrade and owns 100% of the shares of the company.

As of December 31, 2021 Stomana Industry AD is a shareholder in Jostdex Ltd, Cyprus and owns 100% of the shares of the Company.

**MANAGEMENT**

The management of the Company does not plan any changes in the development of its principal activity in a short-term period.

The Company is managed by the Board of Directors consisting of the following members:

1. **Athanasios Yoanis Athanassopoulos;**
2. **Anton Kirilov Petrov;**
3. **Elias Stassinopoulos;**
4. **Vasilios Papantoniou;**
5. **Stavros Theodoropoulos;**
6. **Nikolaos Mariou;**
7. **Ioannis Papadimitriou;**

The members of the Board of Directors participate in other companies as follows:

**Member of the Board of Directors**

1. **Anton Kirilov Petrov**

**Participating in the following companies**

- **Stomana Engineering AD**, UIC 130951245;
- **Metalko Bulgaria EAD**, UIC 831126001;
- **Sidma Bulgaria AD**, UIC 131467191;
- **Aeiforos Bulgaria EAD**, UIC 113564009;
- **Port Svishtov West AD**, UIC 200124174;
- **Lesko EOOD**, UIC 101107878;
- **Siticonstructions AD**, UIC 131399250;
- **Esid Elektrodi EOOD**, UIC 202963851;
- **Sanra EOOD**, UIC 175038293.

2. **Athanasios Yoanis Athanassopoulos**

- **Lesko EOOD**, UIC 101107878;
- **Stomana Engineering AD**, UIC 130951245;
- **Port Svishtov West AD**, UIC 200124174;
- **Sofia Med AD**, UIC 130144438;

3. **Stavros Theodoropoulos**

- **Metalko Bulgaria EAD**, UIC 831126001;
- **Aeiforos Bulgaria SA**, UIC 113564009.

4. **Vasileios Papantoniou**

- **Etil S.A., Greece**

5. **Elias Stassinopoulos**

- **ElvalHalcor SA, Greece**

6. **Nikolaos Mariou**

- **Port Svishtov West AD**, UIC 200124174;
- **Aeiforos Bulgaria EAD**, UIC 113564009;
- **Stomana Engineering AD**, UIC 130951245;
- **Praxis BG EAD**, UIC 204127569.

7. **Ioannis Papadimitriou**

- **Metalko Bulgaria EAD**, UIC 831126001;
- **Sofia Med AD**, UIC 130144438.




## MANAGEMENT RESPONSIBILITIES


According to the Bulgarian Legislation the management shall prepare a Separate annual management report as well as financial statements for each financial year that shall give true and fair presentation of the financial position of the Company at the year end, for its financial results and cash flows according to the applicable accounting policy. The company is applying the International Financial Reporting Standards (IFRS) applicable in the European Union for the purposes of the Bulgarian accounting legislation. This responsibility includes: development, implementation and maintenance of internal control system related to the preparation and the true and fair presentation of the financial statements that are free from material misstatements whether due to error or fraud; selecting and applying appropriate accounting policies and making accounting estimates that are reasonable in the given circumstances.

The Management confirms that it has acted according to their responsibilities and that the financial statements are prepared in compliance with International Financial Reporting Standards applicable in the European Union.


The Management also confirms that during the preparation of this report have presented in a true and fair way the development and the results of the company for the reporting year, as well as its status and main risk that the Company is facing. The management has authorized for issuing the Separate Activity report and the Separate Financial Statements for 2021.



Nikolaos Mariou  
Representative  
16 March 2022



Georgios Bourmiotis  
Finance Director  
16 March 2022



Sonia Maneyria  
Chief Accountant  
16 March 2022



*In thousands of BGN*

		As at 31 December	
	Note	2021	2020
<b>ASSETS</b>			
<b>Non-current assets</b>			
Property, plant and equipment	8	324,825	321,165
Right-of-use assets	9	7,352	7,878
Intangible assets	10	649	844
Investments in subsidiaries	11	6,584	11,098
Deferred tax assets		-	2,332
		<b>339,410</b>	<b>343,317</b>
<b>Current assets</b>			
Inventories	12	203,924	147,931
Trade and other receivables	13	106,157	48,295
Cash and cash equivalents	14	12,699	12,479
		<b>322,780</b>	<b>208,705</b>
<b>Total assets</b>		<b>662,190</b>	<b>552,022</b>
<b>Equity</b>			
Share capital	15	115,822	66,926
Premium reserve	15	15,072	-
Other reserves	15	13,330	13,330
Retained earnings		81,772	18,992
		<b>225,996</b>	<b>99,248</b>
<b>LIABILITIES</b>			
<b>Non-current liabilities</b>			
Bond loan from related parties	16	-	63,968
Trade payables to related parties	21	29,337	29,337
<i>Non-current liabilities to related parties</i>		<b>29,337</b>	<b>93,305</b>
Borrowings	16	108,480	89,430
Lease liabilities	22	3,344	4,781
Deferred tax liabilities	17	2,370	-
Government grants	19	634	497
Employee benefits	18	3,360	3,387
Provisions	20	486	300
<i>Non-current liabilities to third parties</i>		<b>118,674</b>	<b>98,395</b>
<b>Total non-current liabilities</b>		<b>148,011</b>	<b>191,700</b>
<b>Current liabilities</b>			
Lease liabilities	22	1,535	1,548
Trade and other payables	21	164,925	128,943
Income tax payable		377	-
Borrowings	16	117,271	128,456
Contract liabilities	23	4,075	2,127
<b>Total current liabilities</b>		<b>288,183</b>	<b>261,074</b>
<b>Total liabilities</b>		<b>436,194</b>	<b>452,774</b>
<b>Total equity and liabilities</b>		<b>662,190</b>	<b>552,022</b>

The notes on pages 5 to 49 are an integral part of these separate financial statements.

Nikolaos Mariou  
Representative

Georgios Bourniotis  
Finance Director

Sonia Mangeyna  
Chief Accountant, Preparer

In accordance with an Independent Auditors' Report:  
KPMG Audit OOD

Ivan Andonov  
Authorised representative

Dobrina Kaloyanova  
Registered Auditor,  
responsible for the audit




*In thousands of BGN*

	Note	For the year ended 31 December	
		2021	2020 <i>Restated*</i>
Revenue	23	924,287	576,684
Cost of sales	24	(821,784)	(567,615)
<b>Gross profit</b>		<b>102,503</b>	<b>9,069</b>
Selling and distribution expenses	25	(4,269)	(4,177)
Administrative expenses	26	(11,792)	(11,119)
Movement in impairment of trade receivables		(793)	213
Other expenses	28	(4,764)	(17,505)
Other income	27	2,416	3,053
<b>Operating profit</b>		<b>83,301</b>	<b>(20,466)</b>
Finance income	30	271	156
Finance costs	30	(14,012)	(16,280)
<b>Net finance costs</b>		<b>(13,741)</b>	<b>(16,124)</b>
<b>Profit (loss) before income tax</b>		<b>69,560</b>	<b>(36,590)</b>
Income tax	31	(6,689)	3,506
<b>Profit (loss) for the year</b>		<b>62,871</b>	<b>(33,084)</b>
<b>Other comprehensive income</b>			
<i>Items that will never be reclassified to profit or loss:</i>			
Remeasurement of retirement benefit obligations	18	(101)	(600)
Related tax	31	10	60
<b>Other comprehensive income for the year, net of tax</b>		<b>(91)</b>	<b>(540)</b>
<b>Total comprehensive income for the year</b>		<b>62,780</b>	<b>(33,624)</b>

See note 36

The notes on pages 5 to 49 are an integral part of these separate financial statements.



Nikolaos Mariou  
Representative



Georgios Bourniotis  
Finance Director



Sonia Mangryna  
Chief Accountant, Preparer

In accordance with an Independent Auditors' Report  
KPMG Audit OOD



Ivan Andonov  
Authorised representative





Dobrina Kaloyanova  
Registered Auditor,  
responsible for the audit

<i>In thousands of BGN</i>	Share Capital	Premium reserve	Other reserves	Retained earnings	Total equity
<b>Balance at 1 January 2020</b>	66,926	-	13,330	52,616	132,872
<b>Comprehensive income</b>					
Loss for the year	-	-	-	(33,084)	(33,084)
Other comprehensive income for the year	-	-	-	(540)	(540)
<b>Total comprehensive income</b>	-	-	-	(33,624)	(33,624)
<b>Balance at 31 December 2020</b>	66,926	-	13,330	18,992	99,248
<b>Balance at 1 January 2021</b>	66,926	-	13,330	18,992	99,248
<b>Comprehensive income</b>					
Profit for the year	-	-	-	62,871	62,871
Other comprehensive income for the year	-	-	-	(91)	(91)
<b>Total comprehensive income</b>	-	-	-	62,780	62,780
<b>Transactions with the shareholders</b>					
Conversion of bonds into shares	48,896	15,072	-	-	63,968
<b>Total transactions with the shareholders</b>	48,896	15,072	-	-	63,968
<b>Balance at 31 December 2021</b>	115,822	15,072	13,330	81,772	225,996


The notes on pages 5 to 49 are an integral part of these separate financial statements.

  
Nikolaos Mariou  
Representative


  
Georgios Bourniotis  
Finance Director

  
Sonia Mangayna  
Chief Accountant, Preparer

In accordance with an Independent Auditors' Report:  
KPMG Audit OOD

  
Ivan Andonov  
Authorised representative



  
Dobrina Kaloyanova  
Registered Auditor,  
responsible for the audit

*In thousands of BGN*

	Note	For the year ended 31 December	
		2021	2020
<b>Cash flows from operating activities</b>			
Cash generated from operations	32	25,312	48,917
Interests paid		(9,757)	(11,266)
Profit tax paid		(1,600)	-
<b>Net cash generated from operating activities</b>		<b>13,955</b>	<b>37,651</b>
<b>Cash flows from investing activities</b>			
Purchase of property, plant and equipment and intangible assets		(23,188)	(15,503)
Payments from subsidiaries		3,426	-
Payments received from the sale of machinery and equipment		23	2,391
<b>Net cash used in investing activities</b>		<b>(19,739)</b>	<b>(13,112)</b>
<b>Cash flows from financing activities</b>			
Proceeds from borrowings	16	19,798	696
Repayments of borrowings	16	(12,242)	(19,891)
Payment of lease liabilities	22	(1,552)	(1,525)
<b>Net cash used in financing activities</b>		<b>6,004</b>	<b>(20,720)</b>
<b>Net increase/ (decrease) in cash and cash equivalents</b>		<b>220</b>	<b>3,819</b>
Cash and cash equivalents at beginning of the year		12,479	8,660
<b>Cash and cash equivalents at the end of the year</b>	14	<b>12,699</b>	<b>12,479</b>

The notes on pages 5 to 49 are an integral part of these separate financial statements.



Nikolaos Mariou  
Representative




Georgios Bourniotis  
Finance Director



Sonia Mangayna  
Chief Accountant, Preparer

In accordance with an Independent Auditors' Report:  
KPMG Audit OOD



Ivan Andonov  
Authorised representative




Dobrina Kaloyanova  
Registered Auditor,  
responsible for the audit

Notes to the separate financial statements  
(All amounts in thousands of BGN)

## **1. Reporting entity**

Stomana Industry AD (the “Company”) is a joint stock company, incorporated in Bulgaria. The Company is a subsidiary of Viohalco SA, a company incorporated in Belgium which holds 99.9998% of the share capital of the Company and whose shares are traded on the Athens Stock Exchange and the Euronext Stock Exchange in Brussels. The ultimate parent of Stomana Industry AD is Viohalco SA.

Sidenor Steel Industry SA, with registered office in Greece, Athens 11527, Mesogion Str. 2-4 is a shareholder of Stomana Industry AD and holds one share (0,0002%) of the Company’s share capital.

The Company’s registered office is: 1 VladaiskoVastanie Str., Pernik. The company is represented by the Executive Member of Board of Directors – Mr. Nikolaos Mariou. The Company is registered with the Commercial Register at the Bulgarian Registry Agency with ID code 113509219.

The Company’s main activity is production and trade with steel products.

The financial statements of Stomana Industry AD for the year ended 31 December 2021 were authorised for issue in accordance with a resolution of the Board of Directors on 16 March 2022.

## **2. Basis of accounting**

This separate financial statements of the Company (the „financial statements”) have been prepared in accordance with International Financial Reporting Standards (IFRS) as adopted by the European Union.

As at 31 December 2021 Stomana Industry AD owns shares in the following entities: Port Svishtov West AD, Bulgaria (73.09%), Sidebalk Ltd, Serbia (100%) and Jostdex Ltd, Cyprus (100%).

At the time of approval of these separate financial statements the Company has not prepared consolidated financial statements of the Company (comprising the Company and the subsidiaries) in accordance with requirements of IFRS.

VIOHALCO S.A., a company incorporated in Belgium which holds 99.9998% of the share capital of the Company prepares consolidated financial statements for VIOHALCO S.A. and its subsidiaries in accordance with IFRS as adopted by the EU.

The consolidated financial statements of VIOHALCO S.A. can be found at [www.viohalco.com](http://www.viohalco.com) and will be translated and published in the commercial register within the terms determined by Art. 38 para 12 of the Accounting Act.

Users of the financial statements of Stomana Industry AD should read them together with the consolidated financial statements prepared by VIOHALCO S.A. as at and for the year ended 31 December 2021, in order to obtain information on the financial position, financial result and cash flow of the VIOHALCO S.A. group as a whole.

**Notes to the separate financial statements  
(All amounts in thousands of BGN)**

**3. Going concern principle**

These separate financial statements have been prepared under the assumption that the Company is a going concern and will continue to operate in the foreseeable future.

For the year ended 31 December 2021, the Company realized profit at the amount of BGN 62,871 thousand (2020: loss BGN 33,084 thousand) and revenues for 2021 increased with 60,28% compared to 2020.

As at December 31, 2021 the current assets of the Company exceed the current liabilities by BGN 34,597 thousand (2020 the current liabilities of the Company exceed the current assets by BGN 52,369 thousand). A significant part of current assets are trade receivables and inventories.

The achievement of a significant increase in the financial result in 2021 was influenced by the recovery of the steel and steel products market during the period, as well as the restructuring measures taken by the management in response to deteriorating market conditions in 2020, as well as by the COVID-19 pandemic.

The management has a reasonable expectation that the available capital resources and sources of financing (cash flows from operating activities and loan contracts) will be adequate to meet its obligations in the course of 2022, and believes that there is no significant uncertainty related to events or conditions that may cast doubt over the ability of the Company to continue as a going concern.

**4. Functional and presentation currency**

These financial statements are presented in BGN, which is the Company's functional currency. All amounts have been rounded to the nearest thousand, unless otherwise indicated.

**5. Use of judgments and estimates**

In preparing these financial statements, management has made judgments, estimates and assumptions that affect the application of the Company's accounting policies and the reported amounts of assets, liabilities, income and expenses. The actual results may differ from these estimates.

Estimates and underlying assumptions are reviewed on an ongoing basis. Revisions to estimates are recognised prospectively.

**(a) Judgments**

Information about judgments made in applying accounting policies that have the most significant effects on the amounts recognised in the consolidated financial statements is included in the following notes:

Note 13 and Note 33 – Measurement of ECL (expected credit loss) for trade receivables;

Note 12 – Inventories: key assumptions underlying recoverable amounts;

Note 22 – identifying lease contracts in the scope of IFRS 16; lease term

**Notes to the separate financial statements  
(All amounts in thousands of BGN)**

**5. Use of judgments and estimates (continued)**

**(a) Assumptions and estimation uncertainties**

Information about assumptions and estimation uncertainties that have a significant risk of resulting in a material adjustment in the year is included in the following notes:

Note 8 – Property plant and equipment - impairment test: key assumptions used in estimation of the recoverable amount, as well as for determination of cash-generating units (CGU);

Note 11 – Investments in subsidiaries - impairment test: key assumptions underlying recoverable amounts;

Note 12 – Inventory: key assumptions related to net realisable value

Note 19 – Defined benefit liability: measurement of defined benefit obligations; key actuarial assumptions;

Note 20 – Provisions: key assumptions about the likelihood and magnitude of an outflow of resources;

***Measurement of fair values***

A number of the Company's accounting policies and disclosures require the measurement of fair value, for both financial and non-financial assets and liabilities.

When measuring the fair value of an asset or liability, the Company uses market observable data as far as possible. Fair values are categorised into different level in a fair value hierarchy based on the inputs in the valuation techniques as follows:

- Level 1: quoted prices (unadjusted) in active markets for identical assets or liabilities.
- Level 2: inputs other than quoted prices included in Level 1 that are observable for the asset or liability, either directly (i.e. as prices) or indirectly (i.e. derived from prices).
- Level 3: inputs for the asset or liability that are not based on observable market data (unobservable inputs).

If the inputs used to measure the fair value of an asset or liability might be categorised in different levels of the fair value hierarchy, then the fair value measurement is categorised in its entirety in the same level of the fair value hierarchy as the lowest level input that is significant to the entire measurement.

The Company recognises transfers between levels of the fair value hierarchy at end of the reporting period during which the change has occurred.

The Company does not hold financial instruments measured at fair value.

Further information about financial instruments not measured at fair value is included in Note 33 Financial instruments.

**6. Basis of measurement**

This financial statements have been prepared on the historical cost basis except for the defined benefit liability which is measured at the present value of the obligation.

**7. Changes in significant accounting policies**

The changes in the standards from 1 January 2021 have no significant impact on the separate financial statements of the Company.



Notes to the separate financial statements  
 (All amounts in thousands of BGN)

**8. Property, plant and equipment**

	Land and buildings	Vehicles and machinery	Office and computer equipment	Assets under construction	Total
<b>Cost</b>					
At 1 January 2020	172,469	588,453	4,632	14,523	780,077
Additions	5	2,515	32	12,476	15,028
Disposals	-	(3,680)	-	-	(3,680)
Transfers	265	19,582	438	-20,285	-
<b>31 December 2020</b>	<b>172,739</b>	<b>606,870</b>	<b>5,102</b>	<b>6,714</b>	<b>791,425</b>
At 1 January 2021	172,739	606,870	5,102	6,714	791,425
Additions	40	2,435	17	20,196	22,688
Disposals	-	(602)	(3)	-	(605)
Transfers	-	2,136	-	(2,136)	-
<b>31 December 2021</b>	<b>172,779</b>	<b>610,839</b>	<b>5,116</b>	<b>24,774</b>	<b>813,508</b>
<b>Accumulated depreciation</b>					
At 1 January 2020	(67,392)	(375,171)	(3,667)	-	(446,230)
Depeceation expense	(5,056)	(20,042)	(262)	-	(25,360)
Disposals	-	1,330	-	-	1,330
<b>31 December 2020</b>	<b>(72,448)</b>	<b>(393,883)</b>	<b>(3,929)</b>	<b>-</b>	<b>(470,260)</b>
At 1 January 2021	(72,448)	(393,883)	(3,929)	-	(470,260)
Depeceation expense	(3,991)	(14,677)	(240)	-	(18,908)
Disposals	-	482	3	-	485
<b>31 December 2021</b>	<b>(76,439)</b>	<b>(408,078)</b>	<b>(4,166)</b>	<b>-</b>	<b>(488,683)</b>
<b>Balance at 31 December</b>					
At 1 January 2020	105,077	213,282	965	14,523	333,847
<b>31 December 2020</b>	<b>100,291</b>	<b>212,987</b>	<b>1,173</b>	<b>6,714</b>	<b>321,165</b>
At 1 January 2021	100,291	212,987	1,173	6,714	321,165
<b>31 December 2021</b>	<b>96,340</b>	<b>202,761</b>	<b>950</b>	<b>24,774</b>	<b>324,825</b>

The amount of borrowing costs that are capitalized in the cost of "Property, plant and equipment" is presented in Note 16.

As at 31 December 2021 property, plant and equipment at the amount of BGN 318,508 thousand (31 December 2020: BGN 316,364 thousand) are pledged as collateral of bank loans by mortgages on land and buildings and pledges of equipment and machinery (see also Note 16).

**Impairment of property, plant and equipment**

A cash-generating unit (CGU) is the smallest group of assets that independently generates cash flow and whose cash flow is largely independent of the cash flows generated by other assets. The Company's management has identified one CGU comprising the whole production process and all used assets. The recoverable amount of the CGU is estimated based on its value in use, determined on the basis of discounted future cash flows.-Based on the impairment test performed, the management has concluded that expected recoverable amount of the CGU exceeds its carrying amount, for all related assets. A discount rate of 7,51% has been applied in calculations (2020: 8.23%).

Notes to the separate financial statements  
 (All amounts in thousands of BGN)

#### 9. Right-of-use assets

Right-of-use assets comprise vehicles, equipment are presented below:

<i>In thousands of BGN</i>	Vehicles	Production equipment	equipment	Total
<b>2020</b>				
<b>Balance at 1 January 2020</b>	530	7,264	-	7,794
Depreciation charge for the year	(269)	(309)	(63)	(641)
Additions to right-of-use assets	491	-	271	762
Disposals	(37)	-	-	(37)
<b>Balance at 31 December 2020</b>	<b>715</b>	<b>6,955</b>	<b>208</b>	<b>7,878</b>
<b>2021</b>				
<b>Balance at 1 January 2021</b>	<b>715</b>	<b>6,955</b>	<b>208</b>	<b>7,878</b>
Depreciation charge for the year	(269)	(311)	(54)	(634)
Additions to right-of-use assets	121	-	-	121
Disposals	(13)	-	-	(13)
<b>Balance at 31 December 2021</b>	<b>554</b>	<b>6,644</b>	<b>154</b>	<b>7,352</b>

#### 10. Intangible assets

<b>Cost</b>	<b>Software</b>
<b>At 1 January 2020</b>	4,640
Additions	475
<b>Balance at 31 December 2020</b>	<b>5,115</b>
<b>At 1 January 2021</b>	5,102
Additions	501
<b>Balance at 31 December 2021</b>	<b>5,603</b>
<b>Accumulated amortisation</b>	
<b>At 1 January 2020</b>	(3,536)
Depreciation expense	(735)
<b>At 31 December 2020</b>	<b>(4,271)</b>
<b>At 1 January 2021</b>	(4,258)
Depreciation expense	(696)
<b>At 31 December 2021</b>	<b>(4,954)</b>
<b>Carrying amount</b>	
<b>At 1 January 2020</b>	<b>1,104</b>
<b>At 31 December 2020</b>	<b>844</b>
<b>At 1 January 2021</b>	<b>844</b>
<b>At 31 December 2021</b>	<b>649</b>

Notes to the separate financial statements  
 (All amounts in thousands of BGN)

**11. Investment in subsidiaries**

	31 December		31 December	
	2021	2020	2021	2020
	Carrying amount		% ownership	
Jostdex Ltd	6	4,520	100%	100%
Port Svishtov West AD	5,365	5,365	73.09%	73.09%
Sidebalk Ltd	1,213	1,213	100%	100%
	<b>6,584</b>	<b>11,098</b>		

As at 31 December 2021 the Company's management performed an impairment test of all investments in subsidiaries and as a result it has recognized an impairment of the investment in Jostdex Ltd at the amount of BGN 1,088 thousand. The accumulated impairment of this investment as at 31 December 2021 amounts to BGN 7,433 thousand, and BGN 6,345 thousand are recognized as at 31 December 2020. In 2021 the share capital of Jostdex Ltd was reduced by BGN 3,426 thousand.

**12. Inventories**

	31 December	
	2021	2020
Finished goods	60,200	50,551
Semi-finished goods	54,960	40,661
Raw materials and spare parts	78,850	51,134
Goods	2,834	3,241
Stock in transit	4,089	-
Other	2,991	2,344
	<b>203,924</b>	<b>147,931</b>

**13. Trade and other receivables**

	31 December	
	2021	2020
Trade receivables	29,068	24,277
Less: impairment of trade receivables	(277)	(3,078)
<b>Trade receivables, net</b>	<b>28,791</b>	<b>21,199</b>
Receivables from related parties (Note 34)	57,982	16,341
Tax receivables	3,309	2,369
Advances for procurement of stocks	12,825	3,993
Other receivables	3,250	4,393
	<b>106,157</b>	<b>48,295</b>

**14. Cash and cash equivalents**

	31 December	
	2021	2020
Cash at bank	12,699	12,479
	<b>12,699</b>	<b>12,479</b>

Notes to the separate financial statements  
(All amounts in thousands of BGN)

15. Share capital	Number of shares	In BGN thousand
At 31 December 2020	669,263	66,926
<b>At 31 December 2021</b>	<b>488,957</b>	<b>48,896</b>
	<b>1,158,220</b>	<b>115,822</b>

The total authorised number of ordinary shares is 1,158,220 with a par value of BGN 100. All issued shares are fully paid.

As result of general meeting of shareholders of the Company held on 10 December 2020, The Company's liabilities to the majority shareholder under two bond loans are repaid by converting all bonds issued as total number at 365,677 into new 488,957 shares, ordinary shares with voting rights, each with a nominal value of BGN 100 and an issue value of BGN 130.825. As a result, the registered capital was increased by BGN 48,896 thousand and a premium reserve was formed at the total amount of BGN 15,072 thousand.

As at 31 December 2021 other reserves amounting to BGN 6,692 thousand (2020: BGN 6,692 thousand) represent 10% of the profit for 2001, 2004, 2005, 2006, 2007 and 2018 allocated in accordance with the Commercial Law and follow up decisions of the Board of Directors in the respective years, as well as reserve as a result of the mergers taken place in 2015 and in 2019 amounting to BGN 6,638 thousand. As at 31 December 2021 the total amount of the reserve is 13,330 thousand (2020: 13,330 thousand).

**Notes to the separate financial statements**  
**(All amounts in thousands of BGN)**
**16. Borrowings**

This note provides information about the contractual terms of the Company's interest-bearing loans and borrowings, which are measured at amortised cost. For more information about the Company's exposure to interest rate, foreign currency and liquidity risk, refer to note 33 *Financial instruments*.

	<b>31 December</b>	
	<b>2021</b>	<b>2020</b>
<b>Non-current liabilities</b>		
Secured bank loans	108,480	89,430
Bond loan from related parties	-	63,968
	<u>108,480</u>	<u>153,398</u>
<b>Current liabilities</b>		
Current portion of long term secured bank loans	19,307	46,971
Secured bank loans	97,837	81,002
Interest liabilities	127	483
	<u>117,271</u>	<u>128,456</u>
	<u><b>225,751</b></u>	<u><b>281,854</b></u>

Terms and conditions of outstanding loans were as follows:

	Currency	Nominal interest	Year of maturity	<b>31 December 2021</b>		<b>31 December 2020</b>	
				Nominal value (principal)	Carrying amount	Nominal value (principal)	Carrying amount
Long term secured bank loans	EUR	floating	2026	129,084	127,787	139,885	136,884
Short term secured bank loans	EUR	floating	2022	97,964	97,964	81,485	81,002
Bond loan	EUR		2022	-	-	63,968	63,968
				<u>227,048</u>	<u>225,751</u>	<u>285,338</u>	<u>281,854</u>

The bank loans are secured by pledge over property, plant and equipment with a carrying amount of BGN 318,508 thousand (see Note 8 Property, plant and equipment).

Reconciliation of movements of liabilities to cash flows arising from financing activities – loans

	<b>2021</b>	<b>2020</b>
As at 1 January	281,854	298,794
Proceeds from borrowings	19,798	696
Repayments of borrowings	(12,242)	(19,891)
Capitalized borrowing costs	218	-
Capitalized Bond Loan	(63,968)	-
Interest expense	9,848	13,265
Interest paid	(9,757)	(11,010)
As at 31 December	<u>225,751</u>	<u>281,854</u>

Notes to the separate financial statements  
 (All amounts in thousands of BGN)

**17. Deferred tax assets and liabilities**

Deferred tax assets and liabilities are offset when there is a legally enforceable right to offset current tax liabilities and assets, and they relate to income taxes levied by the same tax authority.

**Recognised deferred tax assets and liabilities**

Deferred tax assets and liabilities are attributable to the following:

Assets/(liabilities)	Assets		Liabilities		Net	
	2021	2020	2021	2020	2021	2020
Property, plant and equipment	-	-	(5,687)	(2,524)	(5,687)	(2,524)
Employee benefits and others	854	538	-	-	854	538
Trade and other receivables	27	308	-	-	27	308
Provisions	49	30	-	-	49	30
Interests	1,644	3,345	-	-	1,644	3,345
Investments in subsidiaries	743	635	-	-	743	635
<b>Tax assets/(liabilities)</b>	<b>3,307</b>	<b>4,856</b>	<b>(5,687)</b>	<b>(2,524)</b>	<b>(2,370)</b>	<b>2,332</b>
Set off of tax	(5,687)	(4,856)	3,307	4,856	-	-
<b>Net tax assets /(liabilities)</b>	<b>-</b>	<b>-</b>	<b>(2,370)</b>	<b>2,332</b>	<b>(2,370)</b>	<b>2,332</b>

Assets/(liabilities)	Balance 1 January 2020	Recognize d in profit or loss	Recognize d in other compre nsive income	Balance 31 Decembe r 2020	Recognize d in profit or loss	Recognized in other comprehen sive income	Balance 31 December 2021
Property, plant and equipment	(4,147)	1,623	-	(2,524)	(3,163)	-	(5,687)
Employee benefits and others	505	(27)	60	538	306	10	854
Trade and other receivables	329	(21)	-	308	(281)	-	27
Provisions	30	-	-	30	19	-	49
Interests	1,904	1,441	-	3,345	(1,701)	-	1,644
Investments in subsidiaries	146	489	-	635	108	-	743
	(1,233)	3,505	60	2,332	(4,712-)	10	(2,370)

Notes to the separate financial statements  
 (All amounts in thousands of BGN)

**18. Employee benefits**

	31 December 2021	2020
Obligations for defined benefit retirement compensations at 31 December	<u>3,360</u>	<u>3,387</u>
	2021	2020
Expenses recognized in profit or loss	206	975
Actuarial (gains)/ losses, recognized in other comprehensive income	101	600
The principal actuarial assumptions at the reporting date are:	2021	2020
Discount rate per year	0,86%	0,19%
Future salary increases	2,10%	1,20%
Movements in defined benefit obligations	2021	2020
Defined benefit obligations at 1 January	3,387	3,041
Expenses recognized in profit or loss	206	975
Actuarial (gains) losses, recognized in other comprehensive income	101	600
Benefits paid by the plan	<u>(334)</u>	<u>(1,229)</u>
Defined benefit obligations at 31 December	<u>3,360</u>	<u>3,387</u>

**19. Government grants**
**Grants for property, plant and equipment**

	31 December 2021	2020
Beginning of the year	497	642
Government grants received	424	-
Income for the period	<u>(287)</u>	<u>(145)</u>
<b>End of the year</b>	<u>634</u>	<u>497</u>

The grants have been received from the Government of Republic of Greece for the acquisition of machine for shredding of scrap.

**Government grants for operating activities**
***Government grants for reduction of the burden related to the cost for energy from renewable sources***

In 2021 and 2020 the Company applied for receiving government grants for reduction of the burden related to the cost for energy from renewable sources in accordance with Ordinance № E-RD-04-06/28.09.2016 for reduction of the burden related to the cost for energy from renewable sources.

The amount of the government grant is recognized as deduction of costs of sales as follows:

2021	2020
<u>878</u>	<u>1,437</u>

In 2021 Stomana was entitled to BGN 878 thousand (2020: BGN 1,437 thousand) of government grants for reduction of the burden related to the cost for energy from renewable sources and changed the mechanism of state aid from receiving money to directly deducting amounts payable. (See Note 24)

In 2021, the Company received the amount of BGN 11,347 thousand as result on Ministry decision N739 dated 26 October 2021 related to the adoption of a programme for compensation industrial end customers for electricity consumption.

**Notes to the separate financial statements  
(All amounts in thousands of BGN)**
**20. Provisions**

The major part of the recognised provisions of BGN 300 thousand (2020: BGN 300 thousand) represents a provision for certain legal claims brought against the Company by former employees. The provision charge is recognised in statement of comprehensive income within administrative expenses. According to the management's opinion, after taking appropriate legal advices, the outcome of these legal claims will not give rise to any significant loss beyond the amounts recognised at 31 December of the respective year.

	<b>31 December</b>	
	<b>2021</b>	<b>2020</b>
At beginning of the year	300	300
Provisions charged during the year	300	247
Utilization of provision	(114)	(247)
<b>At the end of the year</b>	<b>486</b>	<b>300</b>

**21. Trade and other payables**

	<b>31 December</b>	
	<b>2021</b>	<b>2020</b>
Trade payables	95,903	55,523
Payables to related parties (Note 34)	85,853	93,865
Employee benefits and social security payables	2,097	1,830
Other taxes payable	406	506
Other payables	10,003	6,556
	<b>194,262</b>	<b>158,280</b>
Including		
Current	164,925	128,943
Non-current	29,337	29,337
	<b>194,262</b>	<b>158,280</b>

**22. Lease liabilities**
**(a) Leases as lessee**
**(i) Lease liabilities**

	<b>31 December</b>	
	<b>2021</b>	<b>2020</b>
<b>Non-current liabilities</b>		
Lease liabilities	3,344	4,781
	<b>3,344</b>	<b>4,781</b>
<b>Current liabilities</b>		
Current portion lease liabilities	1,535	1,548
	<b>1,535</b>	<b>1,548</b>



**Notes to the separate financial statements**  
**(All amounts in thousands of BGN)**
**22. Lease liabilities (continued)**  
**(a) Leases as lessee (continued)**

<b>Maturity analysis – contractual undiscounted cash flows</b>	<b>2021</b>	<b>2020</b>
Less than one year	1,683	1,654
One to five years	3,497	6,115
More than five years	-	-
<b>Total undiscounted lease liabilities at 31 December</b>	<b>5,180</b>	<b>7,769</b>
<b>Lease liabilities included in the statement of financial position at 31 December</b>	<b>4,879</b>	<b>6,329</b>

Reconciliation of movements of liabilities to cash flows arising from financing activities – leases:

	<b>2021</b>	<b>2020</b>
At 1 January	6,329	7,107
New leases	121	762
Payment of lease liabilities	(1,552)	(1,525)
Interest expense	195	241
Interest paid	(214)	(256)
At 31 December	<b>4,879</b>	<b>6,329</b>

**(ii) Amounts recognised in profit or loss**

<b>2021 – Leases under IFRS 16</b>	<b>2021</b>
Interest on lease liabilities	195
<b>2020 – Leases under IFRS 16</b>	<b>2020</b>
Interest on lease liabilities	241

**(iii) Amounts recognised in statement of cash flows**

	<b>2021</b>
Total cash outflow for leases	1,552
	<b>2020</b>
Total cash outflow for leases	1,525

**Notes to the separate financial statements  
(All amounts in thousands of BGN)**
**23. Sales revenue**

<b>Revenue streams</b>	<b>2021</b>	<b>2020</b>
Sales of finished and semi-finished goods	752,804	483,983
Sales of goods	141,912	78,510
Sales of materials	8,773	3,796
Sales of services	20,798	10,395
	<b>924,287</b>	<b>576,684</b>

Sales revenues were mainly generated on the European market, including a total value of BGN 905,068 thousand (2020: BGN 564,408 thousand), representing 98 % of the total revenue. The remaining amount of the sales were generated in the geographical area of United States of America, Africa and Asia with corresponding values of BGN 8,650 thousand (2020: BGN 278 thousand); BGN 6,711 thousand (2020: BGN 11,536 thousand) and United Arab Emirates BGN 3,858 thousand (2020: BGN 462 thousand).

Revenue from the sale of finished products, semi-finished products and goods includes and revenues from transport and other revenue related to the provision of transport services at the total amount of BGN 40,765 thousand (2020: BGN 31,598 thousand), which is a separate performance obligation, separate from the one related to the sale of production and goods, where the control of products and goods is transferred before the realization of the transport..

***Contract balances***

	<b>31 December 2021</b>	<b>31 December 2020</b>
Receivables from third parties	28,791	21,199
Receivables from related parties	57,982	16,341
Contract liabilities	(4,075)	(2,127)

The contract liabilities primarily relate to the advance consideration received from customers.

***Performance obligations and revenue recognition policies***

Revenue is measured based on the consideration specified in a contract with a customer. The Company recognises revenue when it transfers control over a good or service to a customer, which is at the point of time.

**Notes to the separate financial statements  
(All amounts in thousands of BGN)**
**23. Sales revenue**

The following table provides information about the nature and timing of the satisfaction of performance obligations in contracts with customers and the related revenue recognition policies for main revenue realized by the Company.

Type of product/ service	Nature and timing of satisfaction of performance obligations, including significant payment terms	Revenue recognition under IFRS 15
<b>Revenue from sales of production and goods</b>	<p>The control of the products and goods is transferred to the customers when they are loaded onto the carrier. Usually the products are shipped by sea/river or land transport. In the case of certain sales, control of the goods shall be transferred to the customer when the goods arrive at the place of delivery agreed between the parties.</p> <p>Overall, the Company has no return policy. In very rare cases, the customer can make a claim and return the goods to replace them with a new one. In the event of a reasonable and successful claim, the Company may make a reduction in the price.</p> <p>Payment terms vary depending on the type of sale and the particular customer, usually the payment is spread over several to 30 days from the date of load.</p>	<p>Revenue is recognized when the customer obtains control of the goods. As the customer does not control the production in the process of its production, respectively the revenue is recognized after the completion of the production process and the transfer of control of the product to the customer. In most cases, control of products and goods is transferred at the time of loading on the vehicle with which they are delivered to the customer, at which time the risks and rewards of ownership are transferred. In part of the sales based on agreed INCOTERMS, the Company provides a transport service after the control over the products and goods is transferred to the customer. In these cases, transport is considered a separate performance obligation.</p>

**24. Cost of sales**

	2021	2020 <i>Restated*</i>
Materials	(593,709)	(414,085)
Energy	(126,362)	(66,641)
Depreciation and amortisation	(16,069)	(15,823)
Salaries and social security expenses	(24,246)	(25,088)
Hired services	(20,550)	(14,362)
Transportation expenses	(34,943)	(27,520)
Insurances	(2,168)	(1,845)
Packaging	(1,884)	(1,755)
Rents	(143)	(127)
Other expenses	(1,710)	(369)
	<b>(821,784)</b>	<b>(567,615)</b>

The energy cost is decreased by the amount of the government grants received for or reduction of the burden related to the cost for energy from renewable sources and changes in the mechanism of the government grants from receiving the amounts to directly decreasing the amounts due at the amount of BGN 878 thousand (2020: BGN 1,437 thousand). In 2021, the Company received the amount of BGN 11,347 thousand as result on Ministry decision N739 dated 26 October 2021 related to the adoption of a programme for compensation electricity consumers.

Notes to the separate financial statements  
 (All amounts in thousands of BGN)

<b>25. Selling and distribution expenses</b>	<b>2021</b>	<b>2020</b>
		<i>Restated*</i>
Transportation expenses	(6)	-
Hired services	(1,565)	(1,692)
Salaries and social security expenses	(1,948)	(1,892)
Insurances	(19)	(11)
Depreciation and amortisation	(240)	(264)
Energy	(23)	(14)
Materials	(293)	(180)
Rents	(49)	(49)
Other expenses	(126)	(75)
	<u>(4,269)</u>	<u>(4,177)</u>
<b>26. Administrative expenses</b>	<b>2021</b>	<b>2020</b>
Hired services	(5,957)	(5,970)
Salaries and social security expenses	(2,981)	(2,688)
Depreciation and amortisation	(1,077)	(1,099)
Insurance	(136)	(147)
Energy	(180)	(112)
Materials	(58)	(78)
Transportation expenses	(5)	(3)
Rents	(70)	(87)
Other expenses	(1,328)	(935)
	<u>(11,792)</u>	<u>(11,119)</u>
<b>27. Other income</b>	<b>2021</b>	<b>2020</b>
Revenue from received grants	287	145
Reimbursed amounts	-	1,339
Rent of landplots	2,075	1,441
Rent of building	7	7
Other	47	121
	<u>2,416</u>	<u>3,053</u>

**Notes to the separate financial statements**  
**(All amounts in thousands of BGN)**

<b>28. Other expenses</b>	<b>2021</b>	<b>2020</b>
Depreciation of temporarily unused tangible assets	(2,852)	(9,550)
Expenses related to temporarily unused assets	(698)	(2,956)
Impairment of investments in subsidiaries	(1,088)	(4,890)
Other	(126)	(109)
	<u>(4,764)</u>	<u>(17,505)</u>
<b>29. Expenses by nature</b>	<b>2021</b>	<b>2020</b>
Materials	(594,060)	<i>Restated*</i> (414,343)
Energy	(126,565)	(66,767)
Transportation expenses	(34,954)	(27,523)
Depreciation and amortisation	(20,238)	(26,736)
Salaries and social security expenses	(29,175)	(29,668)
Hired services	(29,955)	(23,781)
Insurances	(2,323)	(2,003)
Movement in impairment of trade receivables	(793)	213
	(262)	(263)
Rents	(1,088)	(4,890)
Other expenses	(3,989)	(4,442)
<b>Total expenses by nature</b>	<u>(843,402)</u>	<u>(600,203)</u>
<b>Expenses by function</b>		
Cost of sales	(817,982)	(563,465)
Selling and distribution expenses	(8,071)	(8,327)
Administrative expenses	(11,792)	(11,119)
Movement in impairment of trade receivables	(793)	213
Other expenses	(4,764)	(17,505)
<b>Total expenses by function</b>	<u>(843,402)</u>	<u>(600,203)</u>
<b>Expenses for personnel</b>		
Wages and salaries	(23,562)	(23,225)
Social security expenses	(5,407)	(5,467)
Retirement benefit expenses	(206)	(976)
<b>Total expenses for personnel</b>	<u>(29,175)</u>	<u>(29,668)</u>
<b>30. Net finance costs</b>	<b>2021</b>	<b>2020</b>
Foreign exchange transactions gains	224	94
Other financial income	47	62
<b>Finance income</b>	<u>271</u>	<u>156</u>
Interest expense on loans and leases	(9,405)	(10,955)
Interest expense on bond loan	-	(2,687)
Factoring expenses	(823)	(768)
Bank guarantee expenses	(311)	(249)
Other financial expenses	(3,473)	(1,621)
<b>Finance costs</b>	<u>(14,012)</u>	<u>(16,280)</u>

**Notes to the separate financial statements**  
**(All amounts in thousands of BGN)**
**30. Finance costs, net (continued)**

In 2021 the Company has capitalised borrowing costs under financing of assets building amounting to BGN 218 thousand (2020: BGN 30 thousand) and has included them in the amount of acquisitions of “Property, plant and equipment” (Note 8).

In order to determine the borrowing costs to be capitalized in 2021, the Company uses a capitalisation rate of 4,70% (an average interest rate for non-current and current loans for 2021).

<b>31. Income taxes</b>	<b>2021</b>	<b>2020</b>
<b>Current tax expense</b>		
Current year	(1,977)	-
<b>Total current tax recognised in profit or loss</b>	<u>(1,977)</u>	<u>-</u>
<b>Deferred tax expense</b>	(4,712)	3,506
Deferred income tax in profit or loss	10	60
Deferred income tax in other comprehensive income (Note 17)	<u>(4,702)</u>	<u>3,566</u>
Total Income taxes recognised in profit or loss	(6,689)	3,506
Total Income taxes recognised in other comprehensive income	10	60
<b>Total</b>	<u>(6,679)</u>	<u>3,566</u>

The respective tax periods of the Company may be subject to inspection by the tax authorities until the expiration of 5 years from the end of the year in which a declaration was submitted, or should have been submitted, and additional taxes or penalties may be imposed in accordance with the interpretation of the tax legislation. The Company’s management is not aware of any circumstances which may give rise to a contingent additional liability in this respect.

The tax on the Company’s profit before tax differs from the theoretical amount that would arise using the basic tax rate of the Company as follows:

	<b>2021</b>	<b>2020</b>
Profit before tax	69,560	(36,590)
Tax due at a tax rate applicable to profits 10% (2020: 10%)	(6,956)	3,659
Expenses not deductible for tax purposes	(85)	(93)
Effect from unrecognised deferred tax assets	362	
<b>Income tax in profit or loss</b>	<u>(6,679)</u>	<u>3,566</u>

Notes to the separate financial statements  
(All amounts in thousands of BGN)

### 32. Cash flows from operating activities

Reconciliation of profit before tax to cash generated from operations:

	2021	2020
Profit for the year	62,871	(33,084)
<i>Adjustments for:</i>		
Income tax (Note 31)	6,689	(3,506)
Depreciation and amortisation (Note 29)	20,238	26,736
Impairment of investments in subsidiaries	1,088	4,890
Movement in impairment of trade receivables	793	(213)
Net finance costs (Note 30)	13,741	16,124
Book value of assets written off	(120)	(3)
Amortisation of government grants	(287)	(146)
<i>Changes in working capital:</i>		
– Inventories	(55,993)	13,414
– Trade and other receivables	(57,682)	10,198
– Trade and other payables	32,154	14,891
– Contract liabilities	1,948	(131)
– Provisions and defined benefit obligation	(128)	(253)
<b>Cash generated from operating activities</b>	<b>25,312</b>	<b>48,917</b>

### 33. Financial instruments

The Company has exposure to the following risks from its use of financial instruments:

- credit risk;
- liquidity risk;
- market risk.

#### *Risk management framework*

The Board of Directors has overall responsibility for the establishment and oversight of the Company's risk management framework.

The Company's risk management policies are established to identify and analyse the risks faced by the Company, to set appropriate risk limits and controls, and to monitor risks and adherence to limits. Risk management policies and systems are reviewed regularly to reflect changes in market conditions and the Company's activities. The Company, through its training and management standards and procedures, aims to develop a disciplined and constructive control environment in which all employees understand their roles and obligations.

Management is unable to predict all developments which could have an impact on the sector and wider economy, and consequently what effect, if any, they could have on the future financial position of the Company.

The Company's financial performance is largely dependent upon the global price of and demand for commodities used by the Company. The prices of the commodities are influenced by many factors, including demand, worldwide production capacity, capacity utilisation rates, raw material costs, exchange rates, trade barriers and improvements in production processes.

The Bulgarian economy is also vulnerable to market downturns and economic slowdowns elsewhere in the world. Management is unable to determine reliably the effects on the Company's future financial position of any further changes in the economic environment in which the Company operates. Management believes it is taking all necessary measures to support the sustainability and development of the Company's business in the current circumstances.

**Notes to the separate financial statements  
(All amounts in thousands of BGN)**
**33. Financial instruments (continued)**
***Credit risk***

Credit risk is the risk of financial loss to the Company if a customer or counterparty to a financial instrument fails to meet its contractual obligations, and it arises principally from the Company's receivables from customers.

The carrying amount of financial assets represents the maximum credit exposure. The maximum exposure to credit risk at the reporting date was:

	<i>Note</i>	<b>Carrying amount 31 December</b>	
		<b>2021</b>	<b>2020</b>
Trade receivables from third parties	<i>13</i>	28,791	21,199
Trade receivables from related parties	<i>13</i>	57,982	16,341
Cash and cash equivalents, excluding cash in hand	<i>14</i>	12,699	12,479
		<u>99,472</u>	<u>50,019</u>

The concentration of credit risk as at reporting date is in the following 5 customers:

Clients	<b>31 December 2021</b>	<b>31 December 2020</b>
SIDMA BULGARIA EAD	11,376	7,945
INTERNATIONAL TRADE SA	9,402	1,165
SIDENOR STEEL INDUSTRY S.A.	9,256	1,169
CPW America Co	7,077	-
SIDMA S.A.	1,925	1,925
	<u>39,036</u>	<u>19,062</u>



**Notes to the separate financial statements  
(All amounts in thousands of BGN)**
**33. Financial instruments (continued)**
**Credit risk (continued)**
*Trade and other receivables*

The Company's exposure to credit risk is influenced mainly by the individual characteristics of each customer. However, management also considers the demographics of the Company's customer base, including the default risk of the industry and country in which customers operate, as these factors have an influence on credit risk.

The Company has established a credit policy under which each new customer is analyzed individually for creditworthiness before the Company's standard payment and delivery terms and conditions are offered. The Company's review includes external ratings, when available, and in some cases bank references. Sale limits are established for each customer, which represents the maximum open amount without requiring approval; these limits are reviewed quarterly. Customers that fail to meet the Company's benchmark creditworthiness may transact with the Company only on a prepayment basis.

A summary of the Company's exposure to credit risk for trade receivables, based on their aging, is as follows:

	<b>2021</b>	
	<b>Not credit impaired</b>	<b>Credit impaired</b>
Related Parties	57,982	-
Third Parties Not Due	21,608	-
Third Parties 0-30, third parties	4,841	-
Third Parties 30-365, third parties	2,516	-
Third Parties >365, third parties	-	103
<b>Total gross carrying amount</b>	<b>86,947</b>	<b>103</b>
Impairment	(174)	(103)
	<b>86,773</b>	-
	<b>2020</b>	
	<b>Not credit impaired</b>	<b>Credit impaired</b>
Related Parties	16,341	-
Third Parties Not Due	12,887	-
Third Parties 0-30, third parties	4,843	-
Third Parties 30-365, third parties	3,531	-
Third Parties >365, third parties	-	3,016
<b>Total gross carrying amount</b>	<b>37,602</b>	<b>3,016</b>
Impairment	(62)	(3,016)
	<b>37,540</b>	-

As at 31 December 2021 overdue receivables from Related parties are at the total amount of BGN 13,715 thousand.

*Expected credit loss assessment*

The Company allocates each exposure to a credit risk grade based on data that is determined to be predictive of the risk of loss and applying experienced credit judgement. Credit risk grades are defined using qualitative and quantitative factors that are indicative of the risk of default. Exposures within each credit risk grade are segmented by geographic region, including country risk grade and industry classification and an ECL rate is calculated for each segment based on delinquency status and actual credit loss experience over the past years.

Notes to the separate financial statements  
 (All amounts in thousands of BGN)

**33. Financial instruments (continued)**  
**Credit risk (continued)**

The Company performed analyses for the ECL for the trade receivables from related parties and considers them as not significant.

The following tables provides information about the exposure to credit risk and ECLs for trade receivables:

<b>31 December 2021</b>	<b>Weighted average loss rate</b>	<b>Gross carrying amount</b>	<b>Impairment loss allowance</b>	<b>Credit impaired</b>
Related Parties		57,982	-	No
Third Parties Not Due	0,60%	21,608	(103)	No
Third Parties 0-30	0,60%	4,841	(29)	No
Third Parties 30-365	0,60%	2,516	(15)	No
Third Parties >365	100,00%	103	(103)	No
		<u>87,050</u>	<u>(277)</u>	No

<b>31 December 2020</b>	<b>Weighted average loss rate</b>	<b>Gross carrying amount</b>	<b>Impairment loss allowance</b>	<b>Credit impaired</b>
Related Parties	-	16,341	-	No
Third Parties Not Due	0,29%	12,887	(38)	No
Third Parties 0-30	0,28%	4,843	(14)	No
Third Parties 30-365	0,28%	3,531	(10)	No
Third Parties >365	100,00%	3,016	(3,016)	Yes
		<u>40,618</u>	<u>(3,078)</u>	

As at 31 December 2021 overdue receivables from Related parties are at the total amount of BGN 13,715 thousand.

**Impairment**

The movement in the allowance for impairment in respect of trade receivables and contract assets during the year was as follows..

	<b>Allowance for impairment</b>
<b>Balance at 1 January 2020 under IFRS 9</b>	3,291
Net movement in the impairment	-
<b>Balance at 31 December 2020</b>	<u>(213)</u>
<b>Balance at 1 January 2021 under IFRS 9</b>	<u>3,078</u>
Net movement in the impairment	793
Amounts written off	(3,594)
<b>Balance at 31 December 2021</b>	<u>277</u>



**Notes to the separate financial statements  
(All amounts in thousands of BGN)**

**33. Financial instruments (continued)  
Liquidity risk**

Liquidity risk is the risk that the Company will encounter difficulty in meeting the obligations associated with its financial liabilities that are settled by delivering cash or another financial asset. The Company's approach to managing liquidity is to ensure, as far as possible, that it will always have sufficient liquidity to meet its liabilities when due, under both normal and stressed conditions, without incurring unacceptable losses or risking damage to the Company's reputation.

Typically the Company ensures that it has sufficient cash on demand to meet expected operational expenses for a 60 day period, including the servicing of financial obligations; this excludes the potential impact of extreme circumstances that cannot reasonably be predicted.

To ensure effective management of liquidity risk, the Company maintains bank credit lines.

Management monitors rolling forecasts of the Company's liquidity reserve (comprising cash and cash equivalents) on the basis of expected cash flows. The table below analyses the Company's financial liabilities which will be settled on a gross basis into relevant maturity groupings based on the remaining period at the balance sheet to the contractual maturity date. The amounts disclosed in the table are the contractual undiscounted cash flows.

As at 31 December 2021	Carrying amount	Total contractual cash flows	Contractual cash flows			
			Less than 1 year	Between 1 and 2 years	Between 2 and 5 years	More than 5 years
Borrowings	225,751	(225,751)	(117,271)	(19,558)	(88,922)	-
Trade and other payables	183,853	(183,853)	(154,516)	-	(29,338)	-
Lease liabilities	4,879	(5,180)	(1,683)	(1,476)	(2,021)	-
	<b>414,483</b>	<b>(414,784)</b>	<b>(273,470)</b>	<b>(21,034)</b>	<b>(120,281)</b>	<b>-</b>

As at 31 December 2020	Carrying amount	Total contractual cash flows	Contractual cash flows			
			Less than 1 year	Between 1 and 2 years	Between 2 and 5 years	More than 5 years
Borrowings	217,886	(221,370)	(128,893)	(51,316)	(41,161)	-
Bond loan	63,968	(71,380)	-	-	(71,380)	-
Trade and other payables	151,218	(151,218)	(121,881)	-	(29,337)	-
Lease liabilities	6,329	(6,427)	(1,401)	(1,639)	(3,387)	-
	<b>439,400</b>	<b>(450,395)</b>	<b>(252,175)</b>	<b>(52,955)</b>	<b>(145,265)</b>	<b>-</b>



**Notes to the separate financial statements  
(All amounts in thousands of BGN)**

**33. Financial instruments (continued)**

*Market risk*

Market risk is the risk that changes in market prices, such as foreign exchange rates, interest rates and equity prices will affect the Company's income or the value of its assets. The objective of market risk management is to manage and control market risk exposures within acceptable parameters, while optimising the return.

The Company does not use derivative financial instruments for hedging market risks.

*(i) Currency risk*

The Company operates on Bulgarian as well as on external markets and is exposed to risk from changes in exchange rates for sales and purchases transactions denominated in currency different from Euro and Bulgarian levs. Currency risk arise also from future transactions and recognized assets and liabilities.

Effective 1 January 1999, the Bulgarian Lev (BGN) rate is fixed to the Euro (EUR). The applicable exchange rate is BGN 1.95583 / EUR 1.0. Therefore, the management considers there is no currency risk regarding transactions denominated in Euro.

*Exposure to currency risk*

The Company's exposure to foreign currency risk was as follows:

<i>Denominated in:</i>	<b>USD</b>	<b>GBP</b>	<b>USD</b>	<b>GBP</b>
	<b>31 December 2021</b>		<b>31 December 2020</b>	
Trade receivables	7,515	-	1,061	-
Cash and cash equivalents	3,470	-	2,792	-
Trade payables	(3,197)	-	(2,060)	-
<b>Net exposure</b>	<b>7,788</b>	<b>-</b>	<b>1,793</b>	<b>-</b>

The following significant exchange rates applied during the year:

<i>BGN</i>	<b>Reporting date spot rate</b>	
	<b>2021</b>	<b>2020</b>
USD	1,72685	1.59386
GBP	2,32759	2.17549

*Sensitivity analysis*

A 10% increase/ decrease of the exchange rate of Bulgarian Lev (BGN) against the US Dollar (USD) as at reporting date, would have caused a loss/profit for the Company amounting to BGN 779 thousand.

A 10% increase/ decrease of the exchange rate of Bulgarian Lev (BGN) against the US Dollar (USD) as at 31 December 2020, would have caused a loss/profit for the Company amounting to BGN 179 thousand.

Notes to the separate financial statements  
(All amounts in thousands of BGN)

**33. Financial instruments (continued)**  
*Market risk (continued)*

*(ii) Interest rate risk*

*Exposure to interest rate risk*

At the reporting date the interest rate profile of the Company's interest-bearing financial instruments was:

	<b>Nominal amount</b>	
	<b>31 December</b>	
	<b>2021</b>	<b>2020</b>
<b>Fixed rate instruments</b>		
Financial assets	12,699	12,479
Financial liabilities	-	(63,968)
	<u>12,699</u>	<u>(51,489)</u>
<b>Variable rate instruments</b>		
Financial liabilities	(225,751)	(217,886)
	<u>(225,751)</u>	<u>(217,886)</u>

*Fair value sensitivity analysis for fixed rate instruments*

The Company does not account for any fixed rate financial assets and liabilities at fair value through profit or loss, and the Company does not designate derivatives (interest rate swaps) as hedging instruments under a fair value hedge accounting model. Therefore a change in interest rates at the reporting date would not affect profit or loss.

*Cash flow sensitivity analysis for variable rate instruments*

An increase of 100 basis points (1%) in interest rates at the reporting date would have caused a loss for the Company amounting to BGN 2,258 thousand (2020 – a loss amounting to BGN 2,179 thousand).

*(iii) Price risk*

The commodity price change risk is monitored by the Company's management. The sales are managed locally using competitive prices. Main factors influencing sale prices are: change in competitor's prices and change in the price of raw materials for the production process.

**Notes to the separate financial statements  
(All amounts in thousands of BGN)**
**33. Financial instruments (continued)**
*(iv) Capital risk management*

The Company's objectives when managing capital are to safeguard the Company's ability to continue as a going concern in order to provide returns for shareholders and to maintain an optimal capital structure to reduce the cost of capital. In order to maintain or adjust the capital structure, the Company may issue new shares or sell assets to reduce debt. Consistent with others in the industry, the Company monitors capital on the basis of the gearing ratio. This ratio is calculated as net debt divided by total capital.

Net debt is calculated as total borrowings less cash and cash equivalents. Total capital is calculated as 'equity' plus net debt.

The gearing ratios at 31 December 2021 and 31 December 2020 were as follows:

	<b>31 December</b>	
	<b>2021</b>	<b>2020</b>
Total borrowings and lease liabilities	230,630	224,215
Zero-coupon bond loan	-	63,968
Less:		
Cash and cash equivalents	<u>(12,699)</u>	<u>(12,479)</u>
<b>Net debt</b>	<u><b>217,931</b></u>	<u><b>275,704</b></u>
Total equity	<u>225,996</u>	<u>99,248</u>
<b>Total capital employed</b>	<u><b>443,924</b></u>	<u><b>374,952</b></u>
<b>Gearing ratio</b>	<u><b>49,09%</b></u>	<u><b>73,53%</b></u>

**Fair values versus carrying amounts**

Management considers that the carrying values of the following financial instruments are reasonable approximations of their fair values:

- Trade receivables
- Related party receivables
- Cash and cash equivalents
- Trade payables
- Loans and borrowings

Management considers that loans and borrowings (Note 16) meet the criteria for classification in the third level of the fair value hierarchy.

In the analysis for determining the fair values management has concluded that there is no observable market data available, which can be used without significant adjustments in determining the fair value of these financial instruments.

Management considers that determining the fair values of financial instruments has a significant number of risks and circumstances that influence the determination - the amount of the financial instrument, maturity, type of interest rate, collateral, economic environment where the parties to the financial instrument operate, own risk of default, and others.

Based on the analysis management believes that the carrying amount of loans and borrowings may be considered reasonable approximation of their fair value.

**Notes to the separate financial statements**  
**(All amounts in thousands of BGN)**
**34. Related party transactions**

The Company is controlled by Viohalco S.A. (incorporated in Belgium) which owns 99.9998% of the Company's shares. The remaining 0.0002% is owned by Sidenor Steel Industry S.A. Greece.

**i) Sale of inventory, fixed assets and services**
**Sale of inventory, fixed assets and services to related parties under common control**

<b>Related party</b>	<b>Type of sales</b>	<b>2021</b>	<b>2020</b>
Sidenor Steel Industry SA	Inventory	33,385	20,512
Sidenor Steel Industry SA	Services	127	162
Sovel SA	Inventory	1,527	205
Sovel SA	Services	131	68
Sovel SA	Fixed assets	-	2,391
Ethil SA	Inventory	253	186
Ethil SA	Services	78	-
Stomana engineering AD	Inventory	312	191
Stomana engineering AD	Services	240	163
Stomana engineering AD	Fixed assets	23	-
Erlikon SA	Service	32	1
Dojran Steel DOO	Inventory	17,046	3,184
Dojran Steel DOO	Service	40	-
Aeiforos Bulgaria EAD	Inventory	508	312
Aeiforos Bulgaria EAD	Services	144	128
Siderom	Inventory	22,272	20,491
Sideral Shph	Inventory	2,413	2,365
Metal Agencies Ltd	Inventory	1,899	882
TeProMKC	Inventory	(30)	867
TeProMKC	Services	-	7
CPW America CO.	Inventory	7,077	-
Metalco Bulgaria	Services	-	-
International Trade	Inventory	134,102	70,953
International Trade	Services	335	48
Sofia med	Services	596	136
DIO Pernik EOOD	Services	1,972	1,356
Inos Balkan	Services	-	-
Praksis	Services	2	2
		<b>224,484</b>	<b>124,610</b>
<b>Sales of inventory, fixed assets and services to its own subsidiaries</b>			
Port Svishtov West AD	Services	24	22
Sidebalk Steel DOO	Inventory	10,046	6,040
Sidebalk Steel DOO	Services	47	47
		<b>10,117</b>	<b>6,109</b>
<b>Sales of inventory, fixed assets and services to other related parties</b>			
Sidma SA, Greece	Inventory	20,537	8,697
Sidma Bulgaria AD	Inventory	33,645	23,350
		<b>54,182</b>	<b>32,047</b>
		<b>288,783</b>	<b>162,766</b>

Notes to the separate financial statements  
 (All amounts in thousands of BGN)

**34. Related party transactions (continued)**

**ii) Purchases of inventory, fixed assets and services**

**Purchases of inventory, fixed assets and services from related parties under common control**

		<b>2021</b>	<b>2020</b>
Sidenor Steel Industry SA	Inventory	22,919	28,474
Sidenor Steel Industry SA	Services	2,671	3,260
Sovel SA	Inventory	100,384	49,750
Sovel SA	Fixed assets	-	26
Ethil SA	Inventory	460	623
Ethil SA	Services	1	68
Stomana engineering AD	Inventory	1,722	2,093
Stomana engineering AD	Services	3,047	2,788
Stomana engineering AD	Fixed assets	6,449	6,623
Erlikon SA	Inventory	24	21
Corinth Pipeworks, Greece	Inventory	43	-
Corinth Pipeworks, Greece	Services	21	41
Dojran Steel DOO	Inventory	14,136	10,606
Aeiforos Bulgaria EAD	Inventory	1,759	1,864
Aeiforos Bulgaria EAD	Services	21	36
Viexal SA	Services	44	83
Vitrovit	Inventory	1,307	1,512
Vitrovit	Services	72	-
Teka Greece SA	Inventory	-	1
Teka Greece SA	Services	340	344
Teka Greece SA	Fixed assets	488	334
Steelmet Cyprus SA	Services	188	161
Anamet	Inventory	4,107	-
Metal Agencies Ltd	Services	16	-
TeProMKC	Services	1,071	1,385
Metalco Bulgaria EAD	Inventory	112	433
Metalco Bulgaria EAD	Services	224	253
Sofia Med	Inventory	1,657	239
Sofia Med	Services	10	144
International Trade	Services	-	2
Base Metals	Services	366	377
El.Ke.Me SA	Services	235	235
Inos Balkan	Inventory	13,961	34,856
Inos Balkan	Services	108	-
Metalign EAD	Services	581	555
DIO	Services	444	428
Siderom	Services	195	290
Lesko	Inventory	197	99
Lesko	Services	4	-
		<b>179,384</b>	<b>148,004</b>



Notes to the separate financial statements  
 (All amounts in thousands of BGN)

**34. Related party transactions (continued)**

**ii) Purchases of inventory, fixed assets and services (continued)**

**Purchases of inventory, fixed assets and services from its own subsidiaries**

Port Svishtov West AD	Services	78	99
		<u>78</u>	<u>99</u>

**Purchases of inventory, fixed assets and services from other related parties**

Sidma Bulgaria AD	Inventory	4,414	4
Sidma Bulgaria AD	Services	1,378	1,223
		<u>5,792</u>	<u>1,227</u>

**Total purchases form related parties**

185,254      149,330

**Receivables from related parties**

**31 December**

**2021      2020**

**Receivables from related parties under common control**

Aeiforos Bulgaria	72	261
Corinth Pipeworks, USA	-	1
DIO Pernik	283	228
Dojran DOO	2,814	-
Erlikon SA	16	1
Ethil SA	213	144
International Trade	9,401	1,675
Anamet	8	-
Metalco Bulgaria EAD	2	1
Praksys BG	1	1
CPW America CO.	7,054	-
Sidenor Steel SA	9,256	-
Sideral Shpk	583	-
Siderom Srl	6,253	2,018
Sofia med	165	38
Sovel SA	671	170
TeProMKC	-	874
Inos Balkan	2,018	-
	<u>38,810</u>	<u>5,412</u>

**Receivables from its own subsidiaries**

Sidebalk Steel DOO	1,267	1,059
	<u>1,267</u>	<u>1,059</u>

**Receivables from other related parties**

Sidma Bulgaria AD	11,377	7,945
Sidma SA Greece	6,528	1,925
	<u>17,905</u>	<u>9,870</u>

**Total receivables from related parties**

57,982      16,341

Notes to the separate financial statements  
(All amounts in thousands of BGN)

34. **Related party transactions (continued)**  
iv) **Payables to related parties**

	<b>31 December</b>	
	<b>2021</b>	<b>2020</b>
<b>Payables to related parties under common control</b>		
Aeiforos Bulgaria AD	296	506
Base Metals	145	84
Corinth Pipeworks, Greece	4	2,893
DIO Pernik	344	219
Dojran DOO	699	4,344
El.Ke.Me	59	157
Ethil SA	24	366
Inos Balkan	108	123
International Trade	-	2
Lesko	50	45
Metal Agencies Ltd	55	41
Metalco Bulgaria EAD	3,311	4,496
Metalign EAD	76	55
Sidenor	32,852	53,845
Sideral Shph	-	70
Siderom Srl	-	72
Stomana engineering AD	3,706	2,865
Sofia Med	714	168
Sovel SA	40,648	20,754
Steelmet Cyprus SA	13	12
Teka Greece SA	323	161
TeProMKC	276	303
Viexal	8	1
Vitrovit	217	270
	<b>83,928</b>	<b>91,852</b>
<b>Payables to its own subsidiaries</b>		
Port Svishtov West AD	1,919	1,855
	<b>1,919</b>	<b>1,855</b>
<b>Payables to other related parties</b>		
AWM	6	6
Sidma Bulgaria	-	152
	<b>6</b>	<b>158</b>
<b>Total payables to related parties</b>	<b>85,853</b>	<b>93,865</b>

Notes to the separate financial statements  
(All amounts in thousands of BGN)

**34. Related party transactions (continued)**

**v) Remuneration of key management personnel**

	2021	2020
Gross salaries and social benefits	5,999	5,555
	<u>5,999</u>	<u>5,555</u>

**35. Commitments**

As at 31 December 2021 the Company has commitments from commercial contract for the purchase of equipment and machinery at the total amount of BGN 5,316 thousand (2020: BGN 6,298 thousand)

**36. Contingent assets and liabilities**

	31 December 2021	2020
<i>Contingent assets</i>		
Letters of credit from customers in favour of the Company	4,291	22,637
<i>Contingent liabilities</i>		
Bank guaranties in favour of suppliers	5,475	2,310

**37. Correction of errors**

In 2021 the Company's management made an analysis and identified that certain correction of accounting error concerning prior periods, is necessary to be made. The Company has applied the requirements of IAS 8 Accounting Policies, Changes in Accounting Estimates and Errors for the identified accounting error, and the respective amount has been reclassified.

For the year ended 31 December 2020 the Company presented its expenses related to transportation, insurance and packing of production sold to customers as "Selling and distribution expenses" in the Statement of profit or loss and other comprehensive income. In 2021, as a result of the analysis made, the Company has concluded that these expenses represent cost of sale for one of the performance obligations the Company has under the terms of some of the sales contracts with its customers. The performance obligation to which these cost relates is provision of transportation service to customers, for which the control over the sold inventories is transferred to the customers when the Company provides the inventories to the transportation company but the Company accepted to organize and deliver the goods to a destination selected by the customer. The Company considers that it is a principle in respect of these services since the Company is responsible and has the discretion to look for transportation service providers and to negotiate the best price for the Company. The agreements with the customers of the Company are based on fixed final prices, which reflect both the price of the inventories sold and the provision of the transportation service. The comparative information in the financial statements for 2020 is reclassified in the respective way, and as a result, the comparative figures for "Selling and distribution expenses" in the Statement of profit or loss and other comprehensive income have been adjusted by the amount of BGN 31,598 thousand, which are reclassified in line "Cost of sales".

Notes to the separate financial statements  
(All amounts in thousands of BGN)

### 37. Correction of errors

Following tables summarize the effect on Company's financial statements.

#### *Statement of profit or loss and other comprehensive income*

<i>In thousands of BGN</i>	<i>Note</i>	<b>2020</b>	<b>Adjustment</b>	<b>2020 Restated</b>
<b>Revenue</b>		576,684	-	576,684
Cost of sales		(536,017)	(31,598)	(567,615)
<b>Gross profit</b>		<b>40,667</b>	<b>(31,598)</b>	<b>9,069</b>
Selling and distribution expenses		(35,775)	31,598	(4,177)
Others		(25,358)	-	(25,358)
<b>Operating profit</b>		<b>(20,466)</b>	<b>-</b>	<b>(20,466)</b>
<b>Profit (loss) for the year</b>		<b>(33,084)</b>	<b>-</b>	<b>(33,084)</b>
<b>Total comprehensive income for the year</b>		<b>(33,624)</b>	<b>-</b>	<b>(33,624)</b>

There is no effect on the total operating, investment or financial cash flows for the years ended 31 December 2021 and 31 December 2020.

### 38. Subsequent events

In February 2022, following the conflict between Russia and Ukraine, some countries announced new packages of sanctions against the public debt of the Russian Federation and some Russian banks, as well as individual sanctions against certain Russian citizens.

Due to rising geopolitical tensions, since February 2022 there has been a significant increase in fluctuations in stock and currency markets, energy and fuel prices and a significant depreciation of the ruble against the US dollar and the euro.

These events are expected to affect the activities of enterprises from different industries operating in the Russian Federation, Ukraine and Belarus. The effects of the above events can have an impact on the overall macroeconomic conditions in Bulgaria and in Europe, as well as in the longer term on trade turnover, cash flows and profitability.

The Management of the Company closely monitors the situation, although at the date of approval of this financial statement there is no interruption or reduction in the supply of key raw materials.

The Company treats the above events as non-adjusting events occurring after the end of the reporting period. At the date of approval for the release of this financial statement, the quantitative effect of these events cannot be determined with a reasonable degree of accuracy by the Company. Management analyzes the possible effects of changing macroeconomic conditions on the financial position and performance of the Company and does not consider any significant ones.

No other significant events occurred after the balance sheet date that may result in adjustments or disclosures in the financial statements for the year ended 31 December 2021.

**Notes to the separate financial statements  
(All amounts in thousands of BGN)**

**39. Significant accounting policies**

**a) Investments in subsidiaries**

Subsidiaries are entities controlled by the Company.

The investor controls an investee when it is exposed, or has rights, to variable returns from its involvement with the investee and has the ability to affect those returns through its power over the investee.

Therefore, an investor must possess all of the following elements to be deemed to control an investee:

- power over the investee;
- exposure, or rights, to variable returns from its involvement with the investee; and
- ability to exert power over the investee to affect the amount of the investor's returns.

Investments in subsidiaries are recognized in the separate financial statements at the cost method.

**b) Foreign currency translation**

Transactions in foreign currencies are translated to the functional currency of the Company at exchange rates at the dates of the transactions.

Monetary assets and liabilities denominated in foreign currencies are retranslated to the functional currency at the exchange rate at the reporting date. Non-monetary assets and liabilities that are measured at fair value in a foreign currency are retranslated to the functional currency at the exchange rate when the fair value was determined. Non-monetary items that are measured based on historical cost in a foreign currency are not retranslated.

Effective 1999, the Bulgarian Lev (BGN) rate is fixed to the Euro (EUR). The applicable exchange rate is BGN 1.95583 / EUR 1.0.

**c) Financial instruments**

*(i) Recognition and initial measurement*

Trade receivables and debt securities issued are initially recognised when they are originated. All other financial assets and financial liabilities are initially recognised when the Company becomes a party to the contractual provisions of the instrument.

A financial asset (unless it is a trade receivable without a significant financing component) or financial liability is initially measured at fair value plus, for an item not at FVTPL, transaction costs that are directly attributable to its acquisition or issue. A trade receivable without a significant financing component is initially measured at the transaction price.

*(ii) Classification and subsequent measurement*

**Financial assets**

On initial recognition, a financial asset is classified as measured at: amortised cost; FVOCI – debt investment; FVOCI – equity investment; or FVTPL.

Financial assets are not reclassified subsequent to their initial recognition unless the Company changes its business model for managing financial assets, in which case all affected financial assets are reclassified on the first day of the first reporting period following the change in the business model.

**Notes to the separate financial statements  
(All amounts in thousands of BGN)**

**39. Significant accounting policies (continued)**

**c) Financial instruments (continued)**

A financial asset is measured at amortised cost if it meets both of the following conditions and is not designated as at FVTPL:

- it is held within a business model whose objective is to hold assets to collect contractual cash flows; and
- its contractual terms give rise on specified dates to cash flows that are solely payments of principal and interest on the principal amount outstanding.

A debt investment is measured at FVOCI if it meets both of the following conditions and is not designated as at FVTPL:

- it is held within a business model whose objective is achieved by both collecting contractual cash flows and selling financial assets; and
- its contractual terms give rise on specified dates to cash flows that are solely payments of principal and interest on the principal amount outstanding.

All financial assets not classified as measured at amortised cost or FVOCI as described above are measured at FVTPL. On initial recognition, the Group may irrevocably designate a financial asset that otherwise meets the requirements to be measured at amortised cost or at FVOCI as at FVTPL if doing so eliminates or significantly reduces an accounting mismatch that would otherwise arise.

For some of its clients, the Company signed factoring agreements without recourse for their trade receivables. The Company classifies these receivables before they are transferred to the factoring as receivables with subsequent measurement at FVTPL.

**Financial assets – Business model assessment**

The Company makes an assessment of the objective of the business model in which a financial asset is held at a portfolio level because this best reflects the way the business is managed and information is provided to management. The information considered includes:

- the stated policies and objectives for the portfolio and the operation of those policies in practice. These include whether management's strategy focuses on earning contractual interest income, maintaining a particular interest rate profile, matching the duration of the financial assets to the duration of any related liabilities or expected cash outflows or realising cash flows through the sale of the assets;
- how the performance of the portfolio is evaluated and reported to the Company's management;
- the risks that affect the performance of the business model (and the financial assets held within that business model) and how those risks are managed;
- how managers of the business are compensated – e.g. whether compensation is based on the fair value of the assets managed or the contractual cash flows collected; and
- the frequency, volume and timing of sales of financial assets in prior periods, the reasons for such sales and expectations about future sales activity.

Transfers of financial assets to third parties in transactions that do not qualify for derecognition are not considered sales for this purpose, consistent with the Company's continuing recognition of the assets.

Financial assets that are held for trading or are managed and whose performance is evaluated on a fair value basis are measured at FVTPL.

**Notes to the separate financial statements**  
**(All amounts in thousands of BGN)**
**39. Significant accounting policies (continued)**
**c) Financial instruments (continued)**
**(ii) Classification and subsequent measurement (continued)**
**Financial assets – Assessment whether contractual cash flows are solely payments of principal and interest:**

For the purposes of this assessment, ‘principal’ is defined as the fair value of the financial asset on initial recognition. ‘Interest’ is defined as consideration for the time value of money and for the credit risk associated with the principal amount outstanding during a particular period of time and for other basic lending risks and costs (e.g. liquidity risk and administrative costs), as well as a profit margin.

In assessing whether the contractual cash flows are solely payments of principal and interest, the Company considers the contractual terms of the instrument. This includes assessing whether the financial asset contains a contractual term that could change the timing or amount of contractual cash flows such that it would not meet this condition. In making this assessment, the Company considers:

- contingent events that would change the amount or timing of cash flows;
- terms that may adjust the contractual coupon rate, including variable-rate features;
- prepayment and extension features; and
- terms that limit the Company’s claim to cash flows from specified assets (e.g. non-recourse features).

A prepayment feature is consistent with the solely payments of principal and interest criterion if the prepayment amount substantially represents unpaid amounts of principal and interest on the principal amount outstanding, which may include reasonable additional compensation for early termination of the contract. Additionally, for a financial asset acquired at a discount or premium to its contractual par amount, a feature that permits or requires prepayment at an amount that substantially represents the contractual par amount plus accrued (but unpaid) contractual interest (which may also include reasonable additional compensation for early termination) is treated as consistent with this criterion if the fair value of the prepayment feature is insignificant at initial recognition.

<b>Financial assets at FVTPL</b>	These assets are subsequently measured at fair value. Net gains and losses, including any interest or dividend income, are recognised in profit or loss, except for derivatives designated as hedging instruments for which hedge accounting is applied.
<b>Financial assets at amortised cost</b>	These assets are subsequently measured at amortised cost using the effective interest method. The amortised cost is reduced by impairment losses. Interest income, foreign exchange gains and losses and impairment are recognised in profit or loss. Any gain or loss on derecognition is recognised in profit or loss.
<b>Debt investments at FVOCI</b>	These assets are subsequently measured at fair value. Interest income calculated using the effective interest method, foreign exchange gains and losses and impairment are recognised in profit or loss. Other net gains and losses are recognised in OCI. On derecognition, gains and losses accumulated in OCI are reclassified to profit or loss.
<b>Equity investments at FVOCI</b>	These assets are subsequently measured at fair value. Dividends are recognised as income in profit or loss unless the dividend clearly represents a recovery of part of the cost of the investment. Other net gains and losses are recognised in OCI and are never reclassified to profit or loss.

**Financial liabilities – Classification, subsequent measurement and gains and losses**

Financial liabilities are classified as measured at amortised cost or FVTPL. A financial liability is classified as at FVTPL if it is classified as held-for-trading, it is a derivative or it is designated as such on initial recognition. Financial liabilities at FVTPL are measured at fair value and net gains and losses, including any interest expense, are recognised in profit or loss. Other financial liabilities are subsequently measured at amortised cost using the effective interest method. Interest expense and foreign exchange gains and losses are recognised in profit or loss. Any gain or loss on derecognition is also recognised in profit or loss.

**Notes to the separate financial statements  
(All amounts in thousands of BGN)****39. Significant accounting policies (continued)****c) Financial instruments (continued)****(iii) Derecognition****Financial assets**

The Company derecognises a financial asset when the contractual rights to the cash flows from the financial asset expire, or it transfers the rights to receive the contractual cash flows in a transaction in which substantially all of the risks and rewards of ownership of the financial asset are transferred or in which the Company neither transfers nor retains substantially all of the risks and rewards of ownership and it does not retain control of the financial asset.

The Company enters into transactions whereby it transfers assets recognised in its statement of financial position, but retains either all or substantially all of the risks and rewards of the transferred assets. In these cases, the transferred assets are not derecognised.

**Financial liabilities**

The Company derecognises a financial liability when its contractual obligations are discharged or cancelled, or expire. The Company also derecognises a financial liability when its terms are modified and the cash flows of the modified liability are substantially different, in which case a new financial liability based on the modified terms is recognised at fair value.

On derecognition of a financial liability, the difference between the carrying amount extinguished and the consideration paid (including any non-cash assets transferred or liabilities assumed) is recognised in profit or loss.

**(iv) Offsetting**

Financial assets and financial liabilities are offset and the net amount presented in the statement of financial position when, and only when, the Company currently has a legally enforceable right to set off the amounts and it intends either to settle them on a net basis or to realise the asset and settle the liability simultaneously.

**d) Property, plant and equipment**

All items of property, plant and equipment are stated at historical cost less accumulated depreciation and possible impairment loss. Historical cost includes expenditure that is directly attributable to the acquisition of the items. Subsequent costs are included in the assets carrying amount or recognised as a separate asset, as appropriate, only when it is probable that future economic benefits associated with the item will flow to the Company and the cost of the item can be measured reliably. The carrying amount of the replaced part is derecognised. All other repairs and maintenance are charged to the statement of comprehensive income during the period in which they are incurred.

When parts of an item of property, plant and equipment have different useful lives, they are accounted for as separate items (major components) of property, plant and equipment.



**Notes to the separate financial statements  
(All amounts in thousands of BGN)**
**39. Significant accounting policies (continued)**
**d) Property, plant and equipment (continued)**

Land and expenses for acquisition of property, plant and equipment are not depreciated. Depreciation on other assets is calculated on the straight-line method to allocate their cost to their residual values over their estimated useful lives, as follows:

Buildings	10-40 years
Vehicles	4-15 years
Machinery and equipment	2-35 years
Fixtures and fittings	2-8 years
Computers & IT equipment	2-5 years
Intangible Assets	2-5 years
Other	2-8 years

The assets residual values and useful lives are reviewed, and adjusted if appropriate, at each reporting date. An asset's carrying amount is written down immediately to its recoverable amount if the asset's carrying amount is greater than its estimated recoverable amount. Gains and losses on disposals are determined by comparing the received price with the carrying amount and are recognised within other gains/ (losses) in the statement of comprehensive income.

**e) Intangible assets**
*Computer software*

Acquired computer software licenses are capitalised on the basis of the costs incurred to acquire and bring to use the specific software. These costs are amortised over their estimated useful lives (3 to 5 years).

**f) Impairment**
**(i) Non-derivative financial assets**
***Financial instruments and contract assets***

The Company recognises loss allowances for ECLs on:

- financial assets measured at amortised cost;
- debt investments measured at FVOCI; and
- contract assets.

The Company measures loss allowances at an amount equal to lifetime ECL.

Loss allowances for trade receivables and contract assets are always measured at an amount equal to lifetime ECLs.

When determining whether the credit risk of a financial asset has increased significantly since initial recognition and when estimating ECLs, the Company considers reasonable and supportable information that is relevant and available without undue cost or effort.

The Company considers a financial asset to be in default when:

- the borrower is unlikely to pay its credit obligations to the Company in full, without recourse by the Company to actions such as realising security (if any is held);

Lifetime ECLs are the ECLs that result from all possible default events over the expected life of a financial instrument.

12-month ECLs are the portion of ECLs that result from default events that are possible within the 12 months after the reporting date (or a shorter period if the expected life of the instrument is less than 12 months).

**Notes to the separate financial statements  
(All amounts in thousands of BGN)**

**39. Significant accounting policies (continued)**

**f) Impairment (continued)**

The maximum period considered when estimating ECLs is the maximum contractual period over which the Company is exposed to credit risk.

*Measurement of ECLs*

ECLs are a probability-weighted estimate of credit losses. Credit losses are measured as the present value of all cash shortfalls (i.e. the difference between the cash flows due to the entity in accordance with the contract and the cash flows that the Company up expects to receive).

ECLs are discounted at the effective interest rate of the financial asset.

*Credit-impaired financial assets*

At each reporting date, the Company assesses whether financial assets carried at amortised cost and debt securities at FVOCI are credit-impaired. A financial asset is 'credit-impaired' when one or more events that have a detrimental impact on the estimated future cash flows of the financial asset have occurred. Evidence that a financial asset is credit-impaired includes the following observable data:

- significant financial difficulty of the borrower or issuer;
- a breach of contract such as a default or being more than 360 days past due;
- the restructuring of a loan or advance by the Company on terms that the Company would not consider otherwise;
- it is probable that the borrower will enter bankruptcy or other financial reorganization.

**Presentation of allowance for ECL in the statement of financial position**

Loss allowances for financial assets measured at amortised cost are deducted from the gross carrying amount of the assets. For debt securities at FVOCI, the loss allowance is charged to profit or loss and is recognised in OCI.

*Write-off*

The gross carrying amount of a financial asset is written off when the Company has no reasonable expectations of recovering a financial asset in its entirety or a portion thereof. For individual customers, the Company has a policy of writing off the gross carrying amount when the financial asset is 5 years past due based on historical experience of recoveries of similar assets. For corporate customers, the Company individually makes an assessment with respect to the timing and amount of write-off based on whether there is a reasonable expectation of recovery. The Company expects no significant recovery from the amount written off. However, financial assets that are written off could still be subject to enforcement activities in order to comply with the Company's procedures for recovery of amounts due.

**(ii) Non-financial assets**

At each reporting date, the Company reviews the carrying amounts of its non-financial assets (other than biological assets, investment property, inventories and deferred tax assets) to determine whether there is any indication of impairment. If any such indication exists, then the asset's recoverable amount is estimated. Goodwill is tested annually for impairment. For impairment testing, assets that cannot be tested individually are grouped together into the smallest group of assets that generates cash inflows from continuing use that are largely independent of the cash inflows of other assets or CGUs. Goodwill arising from a business combination is allocated to CGUs or groups of CGUs that are expected to benefit from the synergies of the combination.

**Notes to the separate financial statements  
(All amounts in thousands of BGN)**

**39. Significant accounting policies (continued)  
f) Impairment (continued)**

*(ii) Non-financial assets (continued)*

The recoverable amount of an asset or CGU is the greater of its value in use and its fair value less costs to sell. Value in use is based on the estimated future cash flows, discounted to their present value using a pre-tax discount rate that reflects current market assessments of the time value of money and the risks specific to the asset or CGU.

An impairment loss is recognized if the carrying amount of an asset or CGU exceeds its recoverable amount.

Impairment losses are recognized in profit or loss. They are allocated first to reduce the carrying amount of any goodwill allocated to the CGU, and then to reduce the carrying amounts of the other assets in the CGU on a pro rata basis.

An impairment loss in respect of goodwill is not reversed. For other assets, an impairment loss is reversed only to the extent that the asset's carrying amount does not exceed the carrying amount that would have been determined, net of depreciation or amortization, if no impairment loss had been recognized.

**g) Inventories**

Inventories are measured at the lower of cost and net realizable value. The cost of inventories is based on the "weighted average principle", and includes expenditure incurred in acquiring the inventories, production or conversion costs and other costs incurred in bringing them to their existing location and condition.

Net realizable value is the estimated selling price in the ordinary course of business, less the estimated selling costs.

**h) Income tax**

Income tax expense comprises current and deferred tax. It is recognized in profit or loss except to the extent that it relates to a business combination, or items recognized directly in equity or in OCI.

Interest and penalties related to income taxes, including uncertain tax treatments, are accounted for under IAS 37 Provisions, Contingent Liabilities and Contingent Assets.

*(i) Current tax*

Current tax is the expected tax payable or receivable on the taxable income or loss for the year, using tax rates enacted or substantively enacted at the reporting date, and any adjustment to tax payable or receivable in respect of previous years. The amount of current tax payable or receivable is the best estimate of the tax amount expected to be paid or received that reflects uncertainty related to income taxes. Current tax also includes any tax arising from dividends.

Current tax assets and liabilities are offset only if certain criteria are met.

*(ii) Deferred tax*

Deferred tax is recognized in respect of temporary differences between the carrying amounts of assets and liabilities for financial reporting purposes and the amounts used for taxation purposes. Deferred tax is not recognized for:

- temporary differences on the initial recognition of assets or liabilities in a transaction that is not a business combination and that affects neither accounting nor taxable profit or loss;
- temporary differences related to investments in subsidiaries, associates and joint arrangements to the extent that the Company is able to control the timing of the reversal of the temporary differences and it is probable that they will not reverse in the foreseeable future; and
- taxable temporary differences arising on the initial recognition of goodwill.

**Notes to the separate financial statements  
(All amounts in thousands of BGN)****39. Significant accounting policies (continued)  
h) Income tax (continued)**

Deferred tax assets are recognized for unused tax losses, unused tax credits and deductible temporary differences to the extent that it is possible that future taxable profits will be available against which they can be used. Future taxable profits are determined based on the reversal of relevant taxable temporary differences. If the amount of the taxable temporary differences is insufficient to recognize a deferred tax asset in full, then future taxable profits, adjusted for reversal of existing temporary differences, are considered, based on the business plans for individual subsidiaries in the Company. Deferred tax assets are reviewed at each reporting date and are reduced to the extent that it is no longer probable that the related tax benefit will be realized; such reductions are reversed when the probability of future taxable profits improves.

In determining the amount of current and deferred tax the Company takes into account the impact of uncertain tax positions and whether additional taxes and interest may be due. The Company believes that its accruals for tax liabilities are adequate for all open tax years based on its assessment of many factors, including interpretations of tax law and prior experience. This assessment relies on estimates and assumptions and may involve a series of judgments about future events. New information may become available that causes the Company to change its judgment regarding the adequacy of existing tax liabilities; such changes to tax liabilities will impact tax expense in the period that such a determination is made.

Unrecognized deferred tax assets are reassessed at each reporting date and recognized to the extent that it has become probable that future taxable profits will be available against which they can be used.

Deferred tax is measured at the tax rates that are expected to be applied to temporary differences when they reverse, based on the laws that have been enacted or substantively enacted by the reporting date.

Deferred tax assets and liabilities are offset if there is a legally enforceable right to offset current tax liabilities and assets, and they relate to income taxes levied by the same tax authority on the same taxable entity, or on different tax entities, but they intend to settle current tax liabilities and assets on a net basis or their tax assets and liabilities will be realised simultaneously.

The measurement of deferred tax reflects the tax consequences that would follow from the manner in which the Company expects, at the reporting date, to recover or settle the carrying amount of its assets and liabilities.

**i) Government grants**

The Company recognizes government grants when there is reasonable assurance that they will be received and the Company will comply with the conditions associated with the grant.

Government grants relating to property, plant and equipment presented in non-current liabilities as deferred income and are credited to the statement of comprehensive income on a straight-line basis over the expected lives of the related assets.

Grants that compensate the Company for expenses incurred are recognized in profit or loss on a systematic basis in the same periods in which the expenses are recognized.

**j) Provisions**

Provisions for environmental restoration, restructuring costs and legal claims are recognised when: the Company has a present legal or constructive obligation as a result of past events; it is more likely than not that an outflow of resources will be required to settle the obligation; and the amount has been reliably estimated. Restructuring provisions comprise lease termination penalties and employee termination payments. Provisions are not recognised for future operating losses.

**Notes to the separate financial statements  
(All amounts in thousands of BGN)****39. Significant accounting policies (continued)  
j) Provisions (continued)**

Where there are a number of similar obligations, the likelihood that an outflow will be required in settlement is determined by considering the class of obligations as a whole. A provision is recognised even if the likelihood of an outflow with respect to any one item included in the same class of obligations may be small. Provisions are measured at the present value of the expenditures expected to be required to settle the obligation using a pre-tax rate that reflects current market assessments of the time value of money and the risks specific to the obligation. The increase in the provision due to passage of time is recognised as interest expense.

**k) Employee benefits*****Defined contribution plans***

Obligations for contributions to defined contribution plans comprise contributions to state-owned institutions and to obligatory pension funds managed by privately owned management companies, in accordance with legal requirements or individual choice. Obligations for contributions to defined contribution plans are expensed as the related service is provided.

***Defined benefit plans***

The Company's obligation in respect of defined benefit plans is calculated separately for each plan by estimating the amount of future benefit that employees have earned in the current and prior periods and that amount is discounted.

According to the Article 222 of the Labor Code in Bulgaria, when a labor contract of an employee, who has acquired a pension right, is ended for any reason and the employee's length of service in the company equals to or is greater than 10 or more years, as at retirement date, the employer is obliged to pay to the employee compensations in the amount of six gross monthly salaries.

The calculation is performed annually by a qualified actuary using the projected unit credit method. The Company determines the net interest expense on the net defined benefit liability for the period by applying the discount rate used to measure the defined benefit obligation at the beginning of the annual period to the net defined benefit liability.

Actuarial gains and losses arising from experience adjustments and changes in actuarial assumptions are charged or credited to equity in other comprehensive income in the period in which they arise. The company's contributions are charged to the statement of the comprehensive income in the year to which they relate. The long-term payables to employees comprise of present value of Company's liability for compensations due on the date of financial statements, determined by actuarial calculations.

***Short-term employee benefits***

Short-term employee benefit obligations are expensed as the related service is provided. A liability is recognized for the amount expected to be paid if the Company has a present legal or constructive obligation to pay this amount as a result of past service provided by the employee and the obligation can be estimated reliably.

***Share-based payment transactions***

As at 31 December 2021 and 2020 key management personnel and Company's employees do not participate in share-based payment transactions. The Company usually does not apply share-based payment plans.

**l) Revenue from contracts with customers**

Information about the Company's accounting policies relating to contracts with customers is provided in Note 23. The effect of initially applying IFRS 15 is described in Note 23.

**Notes to the separate financial statements  
(All amounts in thousands of BGN)**

**39. Significant accounting policies (continued)  
m) Leases**

At inception of a contract, the Company assesses whether a contract is, or contains, a lease. A contract is, or contains, a lease if the contract conveys the right to control the use of an identified asset for a period of time in exchange for consideration. To assess whether a contract conveys the right to control the use of an identified asset, the Company uses the definition of a lease in IFRS 16.

*(i) As a lessee*

At commencement or on modification of a contract that contains a lease component, the Company allocates the consideration in the contract to each lease component on the basis of its relative stand-alone prices. However, for the leases of property the Company has elected not to separate non-lease components and account for the lease and non-lease components as a single lease component.

The Company recognises a right-of-use asset and a lease liability at the lease commencement date. The right-of-use asset is initially measured at cost, which comprises the initial amount of the lease liability adjusted for any lease payments made at or before the commencement date, plus any initial direct costs incurred and an estimate of costs to dismantle and remove the underlying asset or to restore the underlying asset or the site on which it is located, less any lease incentives received.

The right-of-use asset is subsequently depreciated using the straight-line method from the commencement date to the end of the lease term, unless the lease transfers ownership of the underlying asset to the Company by the end of the lease term or the cost of the right-of-use asset reflects that the Company will exercise a purchase option. In that case the right-of-use asset will be depreciated over the useful life of the underlying asset, which is determined on the same basis as those of property and equipment. In addition, the right-of-use asset is periodically reduced by impairment losses, if any, and adjusted for certain remeasurements of the lease liability.

The lease liability is initially measured at the present value of the lease payments that are not paid at the commencement date, discounted using the interest rate implicit in the lease or, if that rate cannot be readily determined, the Company's incremental borrowing rate. Generally, the Company uses its incremental borrowing rate as the discount rate.

The Company determines its incremental borrowing rate by obtaining interest rates from various external financing sources and makes certain adjustments to reflect the terms of the lease and type of the asset leased.

Lease payments included in the measurement of the lease liability comprise the following:

- fixed payments, including in-substance fixed payments;
- variable lease payments that depend on an index or a rate, initially measured using the index or rate as at the commencement date;
- amounts expected to be payable under a residual value guarantee; and
- the exercise price under a purchase option that the Company is reasonably certain to exercise, lease payments in an optional renewal period if the Company is reasonably certain to exercise an extension option, and penalties for early termination of a lease unless the Company is reasonably certain not to terminate early.

The lease liability is measured at amortised cost using the effective interest method.

**Notes to the separate financial statements  
(All amounts in thousands of BGN)**

**39. Significant accounting policies (continued)  
m) Leases (continued)**

*(i) As a lessee (continued)*

The liability is remeasured when there is a change in future lease payments arising from a change in an index or rate, if there is a change in the Company's estimate of the amount expected to be payable under a residual value guarantee, if the Company changes its assessment of whether it will exercise a purchase, extension or termination option or if there is a revised in-substance fixed lease payment.

When the lease liability is remeasured in this way, a corresponding adjustment is made to the carrying amount of the right-of-use asset, or is recorded in profit or loss if the carrying amount of the right-of-use asset has been reduced to zero.

The Company presents right-of-use assets that do not meet the definition of investment property and lease liabilities as a separate line item in the statement of financial position.

*Short-term leases and leases of low-value assets*

The Company has elected not to recognise right-of-use assets and lease liabilities for leases of low-value assets and short-term leases, including IT equipment. The Company recognises the lease payments associated with these leases as an expense on a straight-line basis over the lease term.

When the Company is an intermediate lessor, it accounts for its interests in the head lease and the sub-lease separately. It assesses the lease classification of a sub-lease with reference to the right-of-use asset arising from the head lease, not with reference to the underlying asset. If a head lease is a short-term lease to which the Company applies the exemption described above, then it classifies the sub-lease as an operating lease.

*(ii) As a lessee (continued)*

If an arrangement contains lease and non-lease components, then the Company applies IFRS 15 to allocate the consideration in the contract.

The Company applies the derecognition and impairment requirements in IFRS 9 to the net investment in the lease. The Company further regularly reviews estimated unguaranteed residual values used in calculating the gross investment in the lease.

The Company recognises lease payments received under operating leases as income on a straight-line basis over the lease term as part of 'other revenue'.

Generally, the accounting policies applicable to the Company as a lessor in the comparative period were not different from IFRS 16 except for the classification of the sub-lease entered into during current reporting period that resulted in a finance lease classification.

**Notes to the separate financial statements**  
**(All amounts in thousands of BGN)**

**39. Significant accounting policies (continued)**

**n) Borrowing costs**

Borrowing costs incurred for the construction of any qualifying asset are capitalised during the period of time that is required to complete and prepare the asset for its intended use. Other borrowing costs are expensed.

**o) Accounting of merger of entities under common control**

Business combinations under common control are accounted for using predecessor accounting method. Under this method, the Company incorporates the assets and liabilities of the acquired entity using the acquired entity's values from the consolidated financial statements of the parent entity ("predecessor value method"); these amounts include any goodwill recognised in the consolidated financial statements of the parent related to the acquired entity. The acquired entity's results are included in the Company's financial statements retrospectively: the financial statements reflect both entities' full year's results, even though the business combination occurred part of the way through the year. In addition, the corresponding amounts for the previous year reflect the combined results of both entities, even though the transaction did not occur until the current year. Intercompany balances and unrealized gains and losses on transactions with the acquired entity are eliminated. The share capital comprise the capital of the acquiring entity for all reported periods.

**p) Free emission quotas granted**

*Accounting for free emission quotas granted in relation to the third period of the European Emission Trading Scheme for greenhouse gas emissions in the period 2013-2020*

The free quotas for greenhouse gas emissions represent grants provided by the State in compliance with IAS 20 *Accounting for Government Grants and Disclosure of Government Assistance*.

The free quotas granted represent an intangible asset recorded in compliance with IAS 38 *Intangible Assets*. Quotas are not amortized.

Upon initial recognition, the intangible asset and the government grant are not recognized in the statement of financial position as its acquisition cost is nil, as it was obtained as a grant.

In terms of the analysis of the necessity to accumulate a liability as at the reporting date for the obligation of the Company to transfer quotas to the State, equal to the total quantity of emissions released by the respective installation throughout the year, the following three scenarios may arise:

- the available emission allowances are equal to the ones, which the company has to surrender to the State. In this case the Company recognizes neither an expense nor liability since the carrying amount of the available emission allowances is equal to nil (they are not recognized as an asset). Since the liability can be settled only with allowances (other assets cannot be used) its carrying amount is also nil.
- The available allowances at the end of the period exceed the ones that shall be transferred to the State. In this case, the Company also recognizes neither an expense nor a liability;
- The available allowances at the end of the period are less than the ones that shall be transferred to the State. In this case the Company has to secure additional allowances to settle its obligation. The Company recognizes an expense and liability only for the excess of quotas that shall be transferred to the state above the granted free quotas since the carrying amount of the granted quotas is equal to nil (the quotas are not recognized as an asset). In case the Company intends to purchase additional quotas, the expense and the liability are measured at the amount necessary for their purchase (their fair value). In case the Company intends to use the quotas that shall be granted by the State for the next period as additional quotas to settle its obligation and there is no change in the accounting policy with respect to quotas recognition (they are recognized at nil value), the Company recognizes neither an expense nor a liability.



**Notes to the separate financial statements  
(All amounts in thousands of BGN)**

**39. Significant accounting policies (continued)  
q) New standards and interpretations not yet adopted**

The following new Standards, amendments to Standards and Interpretations, endorsed by the EC, are not yet mandatorily effective for annual periods beginning on or after 1 January 2021, and have not been applied in preparing these separate financial statements. The Company plans to adopt these pronouncements when they become effective.

***Standards, Interpretations and amendments to published Standards that have not been early adopted – endorsed by the EC***

**(a) Amendments to IFRS 3 Business Combinations; IAS 16 Property, Plant and Equipment; IAS 37 Provisions, Contingent Liabilities and Contingent Assets; and Annual Improvements 2018-2020, effective for annual periods beginning on or after 1 January 2022:**

- the amendments to IFRS 3 Business Combinations update a reference in IFRS 3 to the Conceptual Framework for Financial Reporting without changing the accounting requirements for business combinations.
- the amendments to IAS 16 Property, Plant and Equipment prohibit a company from deducting from the cost of property, plant and equipment amounts received from selling items produced while the company is preparing the asset for its intended use. Instead, a company will recognise such sales proceeds and related cost in profit or loss.
- the amendments to IAS 37 Provisions, Contingent Liabilities and Contingent Assets specify which costs a company includes when assessing whether a contract will be loss-making.
- the Annual Improvements make minor amendments to IFRS 1 First-time Adoption of International Financial Reporting Standards, IFRS 9 Financial Instruments, IAS 41 Agriculture and the Illustrative Examples accompanying IFRS 16 Leases.

The Company does not expect the amendment to have a material impact on its separate/consolidated financial statements when initially applied.

**(b) Amendments to IFRS 16 Leases: Covid-19-Related Rent Concessions beyond 30 June 2021 (issued on 31 March 2021)**

The amendment is effective for annual periods beginning on or after 1 April 2021. The pronouncement amended IFRS 16 Leases to provide lessees with an exemption from assessing whether a COVID-19-related rent concession is a lease modification. On issuance, the practical expedient was limited to rent concessions for which any reduction in lease payments affects only payments originally due on or before 30 June 2021.

The Company does not expect the amendment to have a material impact on its separate/consolidated financial statements when initially applied.

**(c) IFRS 17 Insurance Contracts**

The standard is effective for annual periods beginning on or after 1 January 2023 and early application is permitted. The Company expects that the standard, when initially applied, will not have a material impact on the presentation of the separate financial statements of the Company because the Company does not issue insurance or reinsurance contracts, does not hold reinsurance contracts and does not issue investment contracts with discretionary participation features.

Notes to the separate financial statements  
(All amounts in thousands of BGN)

**39. Significant accounting policies (continued)**

**q) New standards and interpretations not yet adopted**

**(d) Amendments to IAS 1 Presentation of Financial Statements and IFRS Practice Statement 2: Disclosure of Accounting policies (issued on 12 February 2021), effective for annual periods beginning on or after 1 January 2023. Earlier application is permitted. Once the entity applies the amendments to IAS 1, it is also permitted to apply the amendments to IFRS Practice Statement 2.**

Disclosure of Accounting Policies (Amendments to IAS 1 and IFRS Practice Statement 2) amends IAS 1 in the following ways:

An entity is now required to disclose its material accounting policy information instead of its significant accounting policies;

several paragraphs are added to explain how an entity can identify material accounting policy information and to give examples of when accounting policy information is likely to be material;

the amendments clarify that accounting policy information may be material because of its nature, even if the related amounts are immaterial;

the amendments clarify that accounting policy information is material if users of an entity's financial statements would need it to understand other material information in the financial statements;

and the amendments clarify that if an entity discloses immaterial accounting policy information, such information shall not obscure material accounting policy information.

In addition, IFRS Practice Statement 2 has been amended by adding guidance and examples to explain and demonstrate the application of the 'four-step materiality process' to accounting policy information in order to support the amendments to IAS 1.

The Company does not expect the amendment to have a material impact on its separate/consolidated financial statements when initially applied.

**(e) Amendments to IAS 8 Accounting policies, Changes in Accounting Estimates and Errors: Definition of Accounting Estimates (issued on 12 February 2021), effective for annual periods beginning on or after 1 January 2023 and changes in accounting policies and changes in accounting estimates that occur on or after the start of that period. Earlier application is permitted.**

The changes to IAS 8 focus entirely on accounting estimates and clarify the following:

The definition of a change in accounting estimates is replaced with a definition of accounting estimates. Under the new definition, accounting estimates are "monetary amounts in financial statements that are subject to measurement uncertainty".

Entities develop accounting estimates if accounting policies require items in financial statements to be measured in a way that involves measurement uncertainty.

The Board clarifies that a change in accounting estimate that results from new information or new developments is not the correction of an error. In addition, the effects of a change in an input or a measurement technique used to develop an accounting estimate are changes in accounting estimates if they do not result from the correction of prior period errors.

A change in an accounting estimate may affect only the current period's profit or loss, or the profit or loss of both the current period and future periods. The effect of the change relating to the current period is recognised as income or expense in the current period. The effect, if any, on future periods is recognised as income or expense in those future periods.

***Standards and interpretations not yet endorsed by the EC***

Management believes that it is appropriate to disclose that the following new or revised standards, new interpretations and amendments to current standards, which are already issued by the International Accounting Standards Board (IASB), are not yet endorsed for adoption by the EC, and therefore are not taken into account in preparing these separate financial statements. The actual effective dates for them will depend on the endorsement decision by the EC.

The following amendments and improvements to standards are not expected to have a material impact on the separate financial statements of the Company.

*Amendments to IAS 1 Presentation of Financial Statements: Classification of Liabilities as Current or Non-current, effective for annual periods beginning on or after 1 January 2023*

*Amendments to IAS 12 Income Taxes: Deferred Tax related to Assets and Liabilities arising from a Single Transaction, effective for annual periods beginning on or after 1 January 2023.*

*Amendments to IFRS 17 Insurance contracts: Initial Application of IFRS 17 and IFRS 9 – Comparative Information (issued on 9 December 2021), effective for annual periods beginning on or after 1 January 2023.*



KPMG Audit OOD  
45/A Bulgaria Boulevard  
Sofia 1404, Bulgaria  
+359 (2) 9697 300  
bg-office@kpmg.com  
kpmg.com/bg

# Independent Auditors' Report

## To the shareholders of Stomana Industry AD

### Opinion

We have audited the accompanying separate financial statements of Stomana Industry AD (the Company) as set out on pages 1 to 49, which comprise the separate statement of financial position as at 31 December 2021 and the separate statement of profit or loss and other comprehensive income, separate statement of changes in equity and separate statement of cash flows for the year then ended, and notes to the separate financial statements, including a summary of significant accounting policies.

In our opinion, the accompanying separate financial statements give a true and fair view of the unconsolidated financial position of the Company as at 31 December 2021, and of its unconsolidated financial performance and its unconsolidated cash flows for the year then ended in accordance with International Financial Reporting Standards (IFRS) as adopted by the European Union (EU).

### Basis for Opinion

We conducted our audit in accordance with International Standards on Auditing (ISAs). Our responsibilities under those standards are further described in the "Auditors' Responsibilities for the Audit of the Separate Financial Statements" section of our report. We are independent of the Company in accordance with the International Ethics Standards Board for Accountants International Code of Ethics for Professional Accountants (including International Independence Standards)

(IESBA Code) together with the ethical requirements of the Independent Financial Audit Act (IFAA) that are relevant to our audit of the separate financial statements in Bulgaria, and we have fulfilled our other ethical responsibilities in accordance with the requirements of the IFAA and the IESBA Code. We believe that the audit evidence we have obtained is sufficient and appropriate to provide a basis for our opinion.

## Information Other than the Separate Financial Statements and Auditors' Report Thereon

Management is responsible for the other information. The other information comprises the separate management report, prepared by management in accordance with Chapter Seven of the Accountancy Act, but does not include the separate financial statements and our auditors' report thereon.

Our opinion on the separate financial statements does not cover the other information and, except to the extent otherwise explicitly stated in our report we do not express any form of assurance conclusion thereon.

### Additional Matters to be Reported under the Accountancy Act

In addition to our responsibilities and reporting in accordance with ISAs, in relation to the separate management report, we have also performed the procedures added to those required under ISAs in accordance with the New and enhanced auditor's reports and auditor's communication Guidelines of the professional organisation of certified public accountants and registered auditors in Bulgaria, the Institute of Certified Public Accountants (ICPA). These procedures refer to testing the existence, form and content of this other information to assist us in forming an opinion about whether the other information includes the disclosures and reporting provided for in Chapter Seven of the Accountancy Act and in the Public Offering of Securities Act applicable in Bulgaria.

## Responsibility of Management for the Separate Financial Statements

Management is responsible for the preparation of separate financial statements that give a true and fair view in accordance with IFRS as adopted by the EU, and for such internal control as management determines is necessary to enable the preparation of separate financial statements that are free from material misstatement, whether due to fraud or error.

## Auditors' Responsibilities for the Audit of the Separate Financial Statements

Our objectives are to obtain reasonable assurance about whether the separate financial statements as a whole are free from material misstatement, whether due to fraud or error, and to issue an auditors' report that includes our opinion. Reasonable assurance is a high level of assurance, but is not

In connection with our audit of the separate financial statements, our responsibility is to read the other information and, in doing so, consider whether the other information is materially inconsistent with the separate financial statements or our knowledge obtained in the audit, or otherwise appears to be materially misstated. If, based on the work we have performed, we conclude that there is a material misstatement of this other information, we are required to report that fact. We have nothing to report in this regard.

### Opinion in connection with Art. 37, paragraph 6 of the Accountancy Act

Based on the procedures performed, our opinion is that:

- The information included in the separate management report for the financial year for which the separate financial statements have been prepared is consistent with those separate financial statements.
- The separate management report has been prepared in accordance with the requirements of Chapter Seven of the Accountancy Act and of Art. 100(m), paragraph 7(2) of the Public Offering of Securities Act.

In preparing the separate financial statements, management is responsible for assessing the Company's ability to continue as a going concern, disclosing, as applicable, matters related to going concern and using the going concern basis of accounting unless management either intends to liquidate the Company or to cease operations, or has no realistic alternative but to do so.

a guarantee that an audit conducted in accordance with ISAs will always detect a material misstatement when it exists. Misstatements can arise from fraud or error and are considered material if, individually or in the aggregate, they could reasonably be expected to influence the economic decisions

of users taken on the basis of these separate financial statements.

As part of an audit in accordance with ISAs, we exercise professional judgment and maintain professional scepticism throughout the audit. We also:

- Identify and assess the risks of material misstatement of the separate financial statements, whether due to fraud or error, design and perform audit procedures responsive to those risks, and obtain audit evidence that is sufficient and appropriate to provide a basis for our opinion. The risk of not detecting a material misstatement resulting from fraud is higher than for one resulting from error, as fraud may involve collusion, forgery, intentional omissions, misrepresentations, or the override of internal control;
- Obtain an understanding of internal control relevant to the audit in order to design audit procedures that are appropriate in the circumstances, but not for the purpose of expressing an opinion on the effectiveness of the Company's internal control;
- Evaluate the appropriateness of accounting policies used and the reasonableness of accounting estimates and related disclosures made by management;

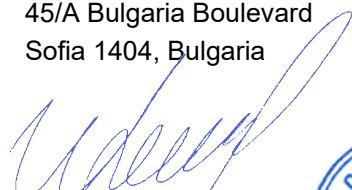
- Conclude on the appropriateness of management's use of the going concern basis of accounting and, based on the audit evidence obtained, whether a material uncertainty exists related to events or conditions that may cast significant doubt on the Company's ability to continue as a going concern. If we conclude that a material uncertainty exists, we are required to draw attention in our auditors' report to the related disclosures in the separate financial statements or, if such disclosures are inadequate, to modify our opinion. Our conclusions are based on the audit evidence obtained up to the date of our auditors' report. However, future events or conditions may cause the Company to cease to continue as a going concern;
- Evaluate the overall presentation, structure and content of the separate financial statements, including the disclosures, and whether the separate financial statements represent the underlying transactions and events in a manner that achieves fair presentation.

We communicate with management regarding, among other matters, the planned scope and timing of the audit and significant audit findings, including any significant deficiencies in internal control that we identify during our audit.

---

## KPMG Audit OOD

45/A Bulgaria Boulevard  
Sofia 1404, Bulgaria



Ivan Andonov  
Authorised representative

Sofia, 4 April 2022



Dobtina Kaloyanova  
Registered auditor, responsible for the audit